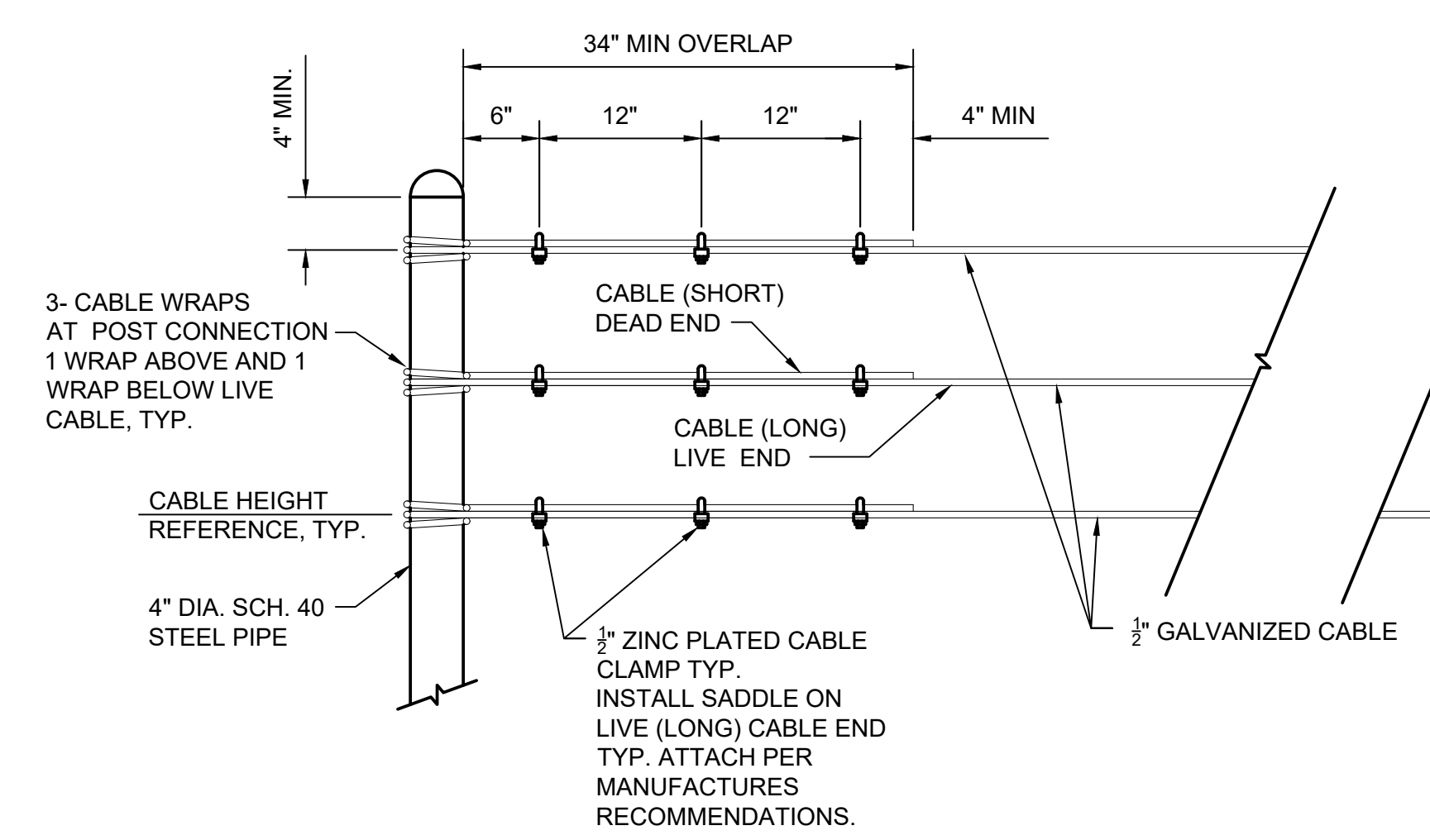


TENSION / END POST / CORNER POST

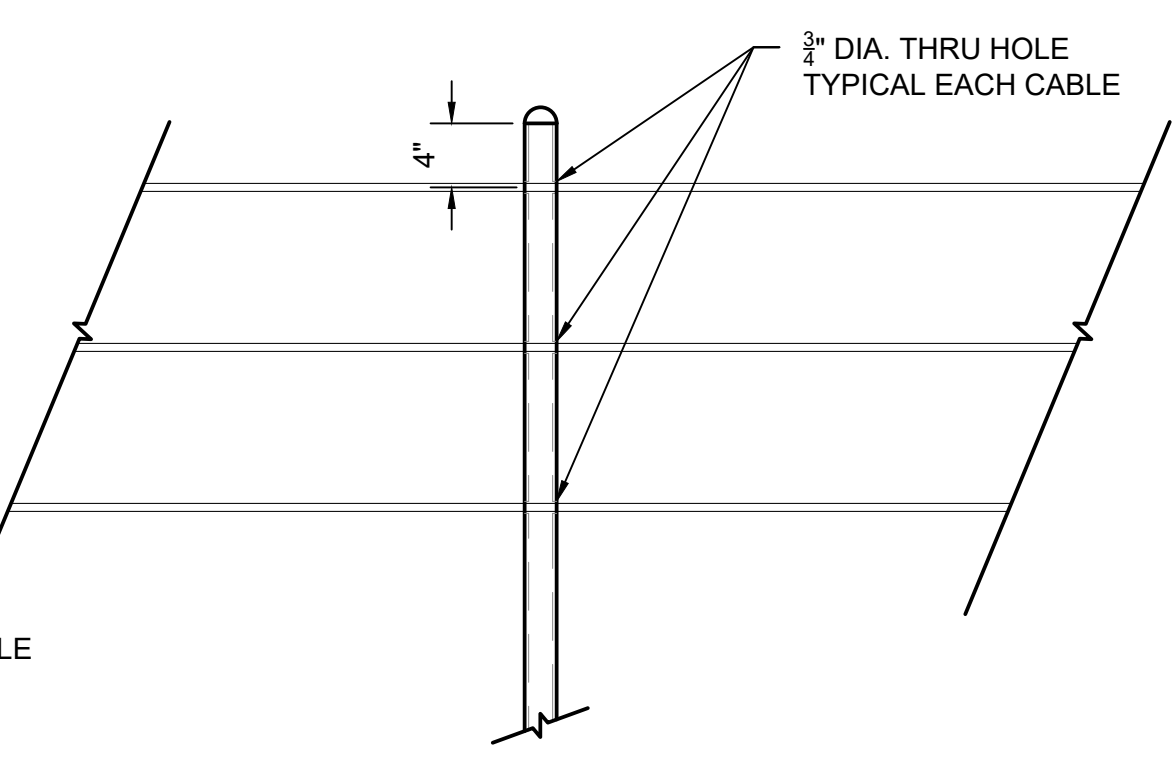
INTERMEDIATE POST

NOTES FOR STEEL POST AND CABLE FENCE

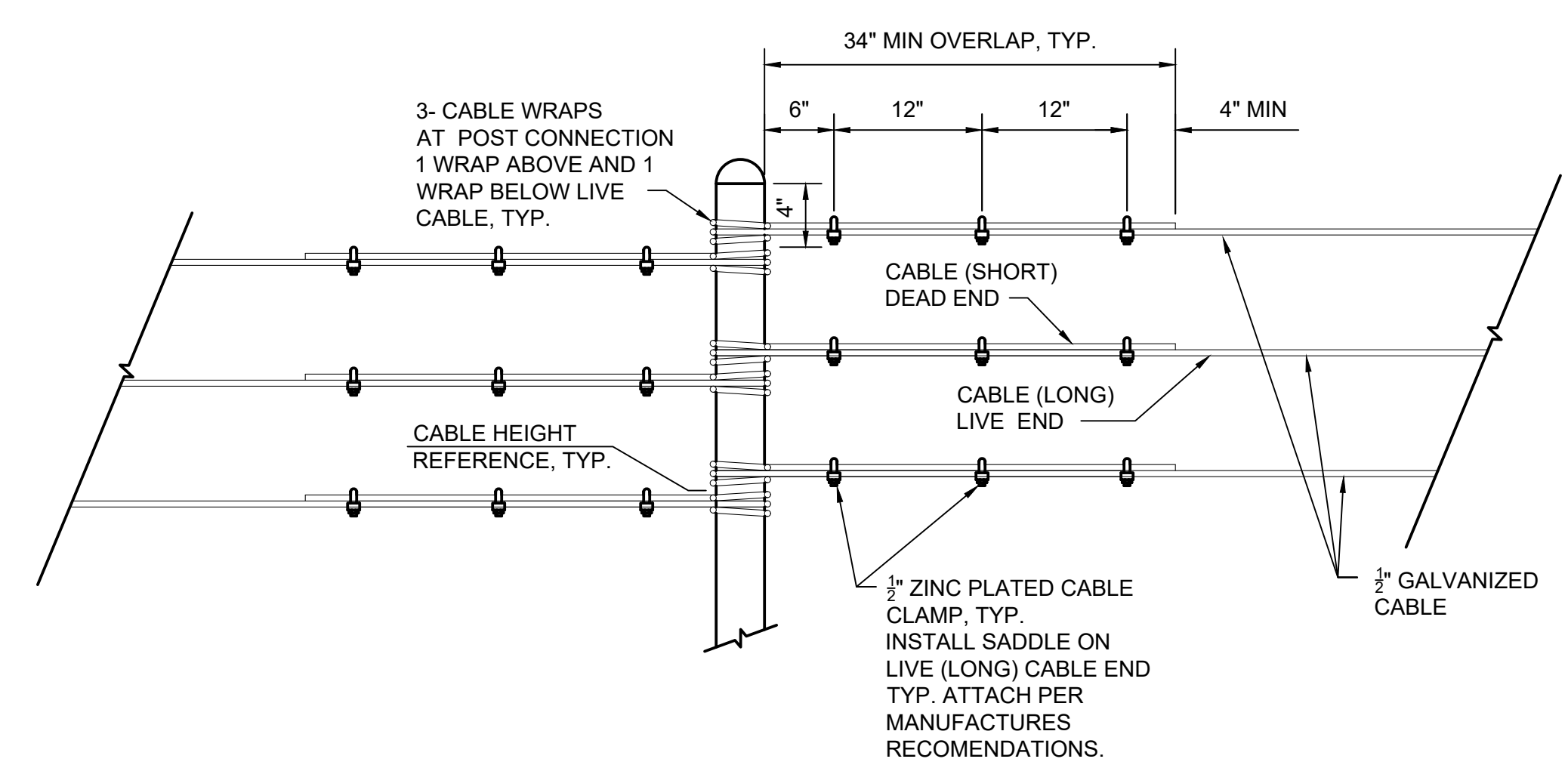
1. ALL PIPE SHALL BE NEW SCHEDULE 40 STEEL PIPE AND CONFORM WITH ASTM A53 GRADE B. WITH WELD ON DOMED POST CAPS. END POSTS/TENSION POSTS SHALL BE 4 INCH DIA. SCH 40 STEEL POSTS MIN. LINE POSTS SHALL BE 2 INCH DIA. SCH 40 STEEL POSTS MIN. TENSION POSTS TO BE SPACED 120 FEET MAX. AND LOCATED AT BENDS OR DIP POINTS WITH GREATER THAN 30° DEFLECTION IN FENCE LINE.
2. ALL POSTS TO HAVE FULLY WELDED DOMED STEEL CAPS INSTALLED PRIOR TO PAINTING.
3. 3/4 INCH DIA. HOLES FOR CABLE SHALL BE THRU HOLES DRILLED THRU THE CENTER OF POST AND PREPPED PRIOR TO PAINTING.
4. ALL STEEL POSTS TO BE COLOR COATED. COLOR COATING SHALL BE DUNN-EDWARDS SYN-LUSTRO RUST PREVENTION ALKYD SEMI-GLOSS ENAMEL 9V SERIES OR PITTSBURG PAINT AND GLASS PITTHANE ULTRA URETHANE ENAMEL COATINGS, OR APPROVED EQUAL. PRIOR TO COLOR COATING, RAIL IS TO BE PRIMED WITH 2 COATS OF PRIMER BY THE RESPECTIVE MANUFACTURER. COLOR OF FINAL COATING TO BE SELECTED BY AMAFCA.
5. STEEL CABLE SHALL BE 1/2 INCH DIA. GALVANIZED 6x19 WIRE ROPE OR APPROVED EQUIVALENT. CABLE TENSION SHALL BE TENSIONED TO 100 LBS. OR TO PROVIDE 1 INCH OF SAG BETWEEN SPANS.
6. MISCELLANEOUS HARDWARE, CLAMPS AND BOLTS SHALL BE GALVANIZED OR ZINC PLATED.
7. CONCRETE SHALL BE 3,000 PSI MIN. FIELD MIXED CONCRETE IS ACCEPTABLE.
8. NUMBER OF CABLES WILL BE CALLED FOR IN CONSTRUCTION PLANS, OR AS CALLED FOR IN THE BID FORM.
9. PEDESTRIAN ACCESS, EQUESTRIAN ACCESS, AND ACCESS CONTROL GATES SHALL BE IN ACCORDANCE TO AMAFCA STD. DETAIL 202.
10. ALL WELDING OR CUTTING SHALL BE IN ACCORDANCE WITH THE CURRENT STANDARDS OF THE AMERICAN WELDING SAFETY D1.1-200D
11. TENSION POSTS SHALL BE PLACED EVERY 120 FEET (AS INDICATED), AT EVERY POINT OF INFLECTION (PI), CORNER POSTS, AND ON SIDES OF WATER CROSSINGS. TENSION POSTS MAY BE INSTALLED EVERY 240 FEET ON STRAIGHT RUNS GREATER THAN 500 FEET.
12. IN-LIEU OF END POSTS AT GATE AND ACCESS LOCATIONS, TIE CABLE TO GATE AND ACCESS POSTS.



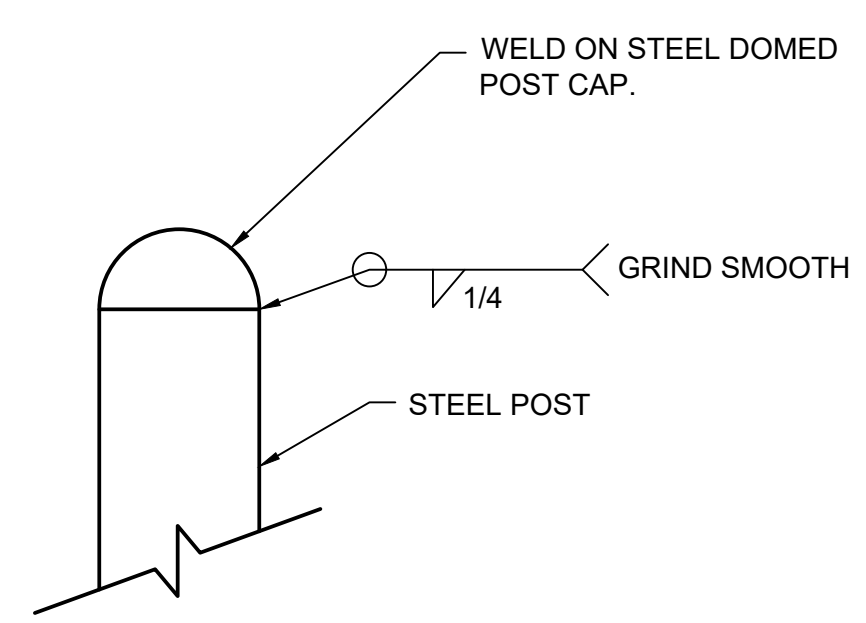
TYPICAL END POST CONNECTION DETAIL
NO SCALE



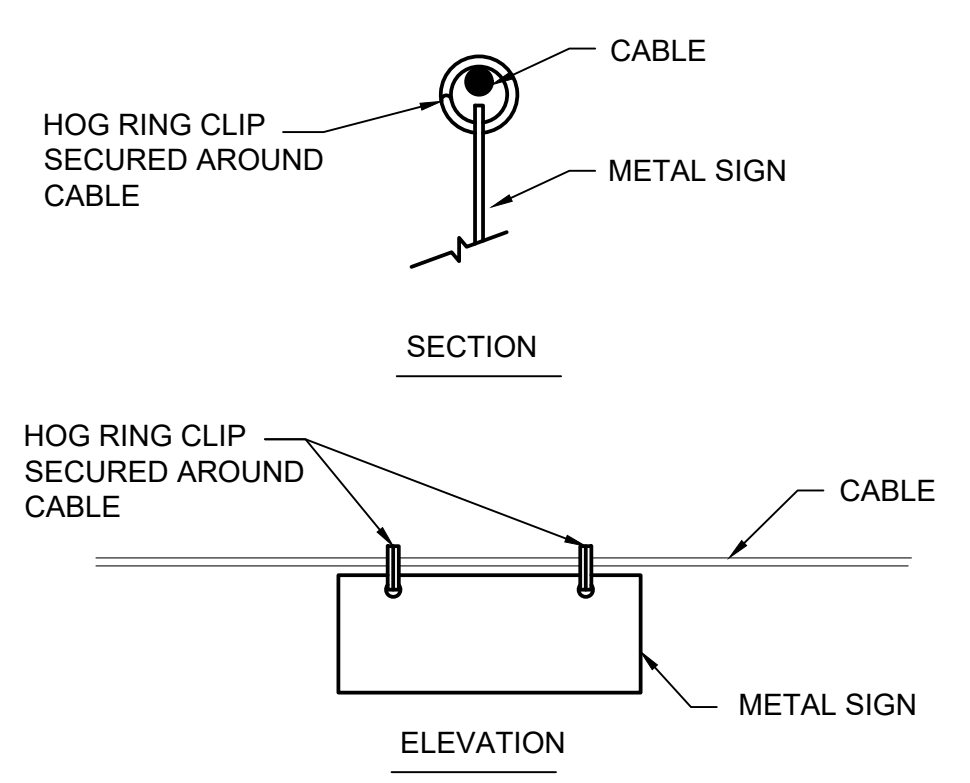
TYPICAL INTERMEDIATE POST CONNECTION DETAIL
NO SCALE



TYPICAL TENSION / CORNER POST SPLICE DETAIL
NO SCALE



TYPICAL POST CAP DETAIL
NO SCALE



SIGN ATTACHMENT DETAIL
NO SCALE

NOTE: METAL SIGN SIZE, SHAPE, AND TEXT TO BE PROVIDED BY AMAFCA.