

Albuquerque Metropolitan Arroyo Flood Control Authority

State of New Mexico



**ANNUAL COMPREHENSIVE
FINANCIAL REPORT**
Fiscal Year June 30, 2025





State of New Mexico

**Albuquerque Metropolitan
Arroyo Flood Control Authority**

**ANNUAL COMPREHENSIVE
FINANCIAL REPORT**

**For the Fiscal Year Ended:
June 30, 2025**

Prepared by:

*AMAFCA Finance Department
2600 Prospect Ave NE
Albuquerque, NM 87107*



"This is Kinney Dam, the monument at the top of the dam is the facility sign and the tower near the numbers is the primary spillway (drain) of the dam. The numbers are a depth gauge. The tower helps drain the dam at a reduced rate and catches debris and sediment before the water enters the storm drains. This is a view from the opposite side of where the cover picture was taken."

- Esqui Padilla, Operations Manager



INTRODUCTORY SECTION



Black Arroyo Dam



**State of New Mexico
Albuquerque Metropolitan Arroyo Flood Control Authority**

TABLE OF CONTENTS

June 30, 2025

Introductory Section	v
Table of Contents	vii
Letter of Transmittal	ix
Certificate of Achievement for Excellence in Financial Reporting	xiii
Official Roster.....	xiv
Organizational Chart	xv
Financial Section	1
Independent Auditor's Report	3
Management's Discussion & Analysis (Unaudited).....	7
Basic Financial Statements	20
<i>Government-Wide Statement of Net Position</i>	20
<i>Government-Wide Statement of Activities</i>	23
<i>Balance Sheet – Governmental Funds</i>	24
<i>Reconciliation of the Balance Sheet to the Statement of Net Position – Governmental Activities</i>	25
<i>Statement of Revenues, Expenditures, and Changes in Fund Balances – Governmental Funds</i>	26
<i>Reconciliation of the Statement of Revenues, Expenditures, and Changes in Fund Balances to the Statement of Activities – Governmental Activities</i>	27
<i>Statement of Revenues, Expenditures, and Changes in Fund Balance Budget and Actual – General Fund</i>	29
<i>Statement of Fiduciary Net Position - Fiduciary Funds</i>	30
<i>Statement of Changes in Fiduciary Net Position – Fiduciary Funds</i>	31
Basic Financial Statements Notes to Financial Statements	32
Required Supplemental Information.....	87
Schedule of Proportionate Share of the Net Pension Liability.....	88
Schedule of PERA Contributions	89
Schedule of Proportionate Share of the OPEB – Healthcare Liability	90
Schedule of OPEB – Healthcare Contributions	91
Supplementary Information.....	93
Budgetary Comparison Schedules – Budget and Actual	
<i>Debt Service Fund</i>	95
<i>Capital Projects Fund</i>	96
<i>Acquisitions & Savings Fund</i>	97
<i>Agency & Areawide Fund</i>	98
Combining Statement of Fiduciary Net Position – Fiduciary Funds.....	100
Combining Statement of Changes in Fiduciary Net Position – Fiduciary Funds	101
Statistical Section.....	103
Net Position by Component	107
Changes in Net Position.....	108
Fund Balances of Governmental Funds.....	110
Changes in Fund Balances of Governmental Funds.....	112
Assessed Value and Estimate of Actual Value of Property	114

**State of New Mexico
Albuquerque Metropolitan Arroyo Flood Control Authority**

TABLE OF CONTENTS

June 30, 2025

Property Tax Rates: Direct and Overlapping (per \$1,000 of Assessed Valuation)	117
Principal Property Taxpayers	119
Property Tax Levies and Collections	121
Legal Debt Margin Information	122
Ratios of General Bonded Debt Outstanding	125
Direct and Overlapping Governmental Activities Debt as of June 30, 2025	126
Demographic and Economic Statistics	128
Principal Employers.....	130
Full-Time Equivalent AMAFCA Employees by Function.....	133
Operating Indicators by Function.....	134
State Compliance.....	137
Schedule of Investments, Deposits, and Pledged Collateral	138
Independent Auditor's Report on Internal Control over Financial Reporting and on Compliance and Other Matters Based on an Audit of Financial Statements Performed in Accordance with <i>Government Auditing Standards</i>	140
Schedule of Findings and Responses	142
Exit Conference.....	147



Ronald D. Brown, P.E., Chair
Elizabeth Newlin Taylor, Vice Chair
Orlando G. Martinez, Jr., Secretary-Treasurer
Bruce M. Thomson, Assist. Secretary-Treasurer
Tim Eichenberg, Director

Kevin Troutman
Executive Director



Albuquerque Metropolitan Arroyo Flood Control Authority

2600 Prospect N.E., Albuquerque, NM 87107
Phone: (505) 884-2215 Fax: (505) 884-0214
Website: www.amafca.org

December 1, 2025

To the AMAFCA Board of Directors, Property Owners and Citizens served by the Albuquerque Metropolitan Arroyo Flood Control Authority (Authority or AMAFCA):

We are pleased to submit the AMAFCA Annual Comprehensive Financial Report for the fiscal year that ended June 30, 2025.

New Mexico State Statute 12-6-3, NMSA 1978 mandates that the financial affairs of the Authority's records be thoroughly examined and audited each year by independent public accountants. The New Mexico State Auditor's Rule 2.2.2.9A states that local public bodies must submit audit reports for fiscal years ending June 30 to the State Auditor's Office.

Management assumes full responsibility for the completeness and reliability of the information contained in this report, based upon a comprehensive framework of internal control that it has established for this purpose. Because the cost of internal control should not exceed anticipated benefits, the objective is to provide reasonable, rather than absolute, assurance that the financial statements are free of any material misstatements.

Cordova CPAs LLC have issued an unmodified ("clean") opinion on the Authority's financial statements for the year ended June 30, 2025. Cordova CPAs LLC have opined that AMAFCA has fairly presented its financial position, in all material respects, in accordance with accounting principles generally accepted in the United States of America. The independent auditor's report is located at the front of the financial section of this report.

Management's Discussion and Analysis (MD&A), which immediately follows the independent auditor's report, provides a narrative introduction, overview, and analysis of the basic financial statements. The MD&A is a supplement to this letter of transmittal and should be read in conjunction with it.

Profile of AMAFCA

The Authority was formed in 1963 by an act of the New Mexico State Legislature to protect life and property and promote the health, safety, and general welfare of residents within its jurisdiction. AMAFCA is authorized to acquire, construct, maintain, and operate flood control systems designed to meet or exceed Federal Emergency Management Agency (FEMA) standards and to address stormwater quality requirements established by the Environmental Protection Agency (EPA) and the U.S. Fish and Wildlife Service.

State of New Mexico
Albuquerque Metropolitan Arroyo Flood Control Authority

LETTER OF TRANSMITTAL

June 30, 2025

AMAFCA's jurisdiction encompasses approximately 371 square miles within Bernalillo County, serving an estimated population of 671,000 and protecting nearly \$19.7 billion in net taxable property value. The Authority is divided into five geographic districts and is authorized to levy a property tax to support operations and voter-approved debt service. AMAFCA is also affected by various tax abatement agreements implemented by other governmental entities to promote economic development and long-term revenue growth.

The Authority is governed by a five-member Board of Directors elected from the five geographic districts within its boundaries. Directors serve staggered six-year terms and appoint an Executive Engineer/Director to oversee day-to-day administration and the implementation of Board policies.

Prior to June 1 of each year, the Board must approve an annual operating budget. The adopted budget is submitted to the New Mexico Department of Finance and Administration (DFA), Local Government Division, for review and approval. The budget serves as the foundation for AMAFCA's financial planning, management, and control and is prepared by fund and major expenditure category. Any increase in total fund-level appropriations requires formal Board approval and DFA authorization. DFA uses the approved budget to determine the Authority's operational and debt-service mill levy rates in accordance with the New Mexico Property Tax Yield Control Act.

AMAFCA provides a full range of services to support its mission of flood control and watershed protection, including:

- **Design and construction** of flood control facilities
- **Regulatory compliance** activities
- **Watershed protection** and water quality management programs
- **Land-use planning** and development review
- **Operation and maintenance** of facilities, fleet, and land holdings
- **Financial and administrative** services

Local Economy

The Authority's jurisdiction encompasses the Albuquerque metropolitan area within Bernalillo County, which is the most populous county in New Mexico and the economic center of the state. The local economy is diverse, supported by government, education, health care, defense, construction, technology, and renewable energy sectors. Albuquerque's position along the Interstate 25 and Interstate 40 corridors provides a strong foundation for regional commerce and logistics, while Sandia National Laboratories, Kirtland Air Force Base, and the University of New Mexico remain among the area's largest employers.

Over the past several years, the Albuquerque area has experienced steady economic recovery and moderate growth. Bernalillo County's unemployment rate has remained below the statewide average, while residential and commercial construction activity continues to contribute to a stable property-tax base. Commercial properties saw growth of 5.25%, which is stronger than prior years, and residential properties showed a consistent increase of 5%. The median home price and gross receipts activity have both increased modestly, reflecting ongoing investment and population growth within the region. A resilient property-tax base and fiscally responsible management practices continue to support AMAFCA's stable financial outlook.



**State of New Mexico
Albuquerque Metropolitan Arroyo Flood Control Authority**

LETTER OF TRANSMITTAL

June 30, 2025

Long-term Financial Planning and Major Initiatives

AMAFCA's mission to protect life and property through effective flood control infrastructure guides its capital and operational priorities. Major construction projects are primarily financed through voter-approved General Obligation Bonds, which are structured to maintain a stable debt-service mill levy and low interest costs.

The Authority's General Fund reserve policy requires maintenance of operating cash reserves equal to three-twelfths of the subsequent year's budget (\$1,560,647 as of June 30, 2025) and an infrastructure emergency reserve equal to 1.5 percent of the total value of infrastructure assets (\$4,685,425 as of June 30, 2025). As of June 30, 2025, General Fund cash and investments totaled approximately \$11 million.

In collaboration with its financial advisors, AMAFCA maintains a long-term debt management plan aligned with voter-approved bond capacity and future capital needs. The FY26 Project Schedule will outline planned and ongoing multi-agency projects within a six-year horizon.

Relevant Financial Policies

AMAFCA has a long history of disciplined and fiscally responsible management, consistently collecting property tax revenues that exceed budgeted estimates and expending less than 95 percent of its approved budget. As of June 30, 2025, AMAFCA's formally designated contingency reserves totaled \$7.3 million. These reserves are committed by Board policy for specific future and contingency purposes and are not available for discretionary spending.

Operating Cash Reserves (3/12ths of operating budget)	\$ 1,560,647
Infrastructure Emergency Reserve (1.5% of total infrastructure)	4,685,425
Board of Directors Contingency	500,000
Executive Engineer/Director Contingency	400,000
Insurance & Other Operating Reserve	<u>200,000</u>
Total Reserves	\$ <u>7,346,072</u>

The Authority's Acquisitions and Savings Fund has accumulated approximately \$1 million for future capital asset replacements and non-recurring needs.

Key Initiatives

AMAFCA continues to strengthen the reliability and performance of its drainage systems through updated engineering standards, enhanced development review, ongoing encroachment management, hydraulic modeling, and comprehensive storm readiness activities before, during, and after monsoon events. These efforts extend the useful life of critical infrastructure and support regional public safety.

State of New Mexico
Albuquerque Metropolitan Arroyo Flood Control Authority

LETTER OF TRANSMITTAL

June 30, 2025

Awards and Acknowledgements

The Government Finance Officers Association (GFOA) awarded the Certificate of Achievement for Excellence in Financial Reporting to AMAFCA for its ACFRs for the fiscal years ended June 30, 2024, and June 30, 2023. AMAFCA had previously earned the certificate for six consecutive fiscal years prior to FY 2022.

The Certificate of Achievement represents the highest recognition in governmental financial reporting and reflects AMAFCA's commitment to transparency, full disclosure, and effective communication of its financial position. AMAFCA believes this year's report continues to meet GFOA's high standards and will submit it for consideration.

AMAFCA has been rated AAA by Standard & Poor's and Moody's for the past 21 years. While S&P's recent methodology changes affect its evaluation approach, Moody's continues to assign AMAFCA its highest rating based on strong reserves, liquidity, and rapid principal amortization.

The preparation of this report reflects the professionalism and dedication of the AMAFCA team and Board of Directors. The finance department, particularly the Accounting Manager, deserves special recognition for their expertise and commitment to excellence throughout the preparation of the ACFR. We also extend our appreciation to the Board of Directors for their long-standing service and dedication; many of our Directors have served the community for decades, and their continuity, experience, and commitment have been vital to AMAFCA's success.

Respectfully submitted,



Kevin Troutman
Executive Director



Maria Zuniga
Director of Finance & Procurement



Government Finance Officers Association

Certificate of
Achievement
for Excellence
in Financial
Reporting

Presented to

**Albuquerque Metropolitan Arroyo
Flood Control Authority
New Mexico**

For its Annual Comprehensive
Financial Report
For the Fiscal Year Ended

June 30, 2024

Christopher P. Morill

Executive Director/CEO

State of New Mexico
Albuquerque Metropolitan Arroyo Flood Control Authority

OFFICIAL ROSTER

June 30, 2025

Board Members

Ronald D. Brown	Chair
Elizabeth Newlin Taylor	Vice-Chair
Orlando G. Martinez, Jr.	Secretary-Treasurer
Tim Eichenberg	Assistant Secretary-Treasurer
Bruce M. Thomson	Director

AMAFCA Staff

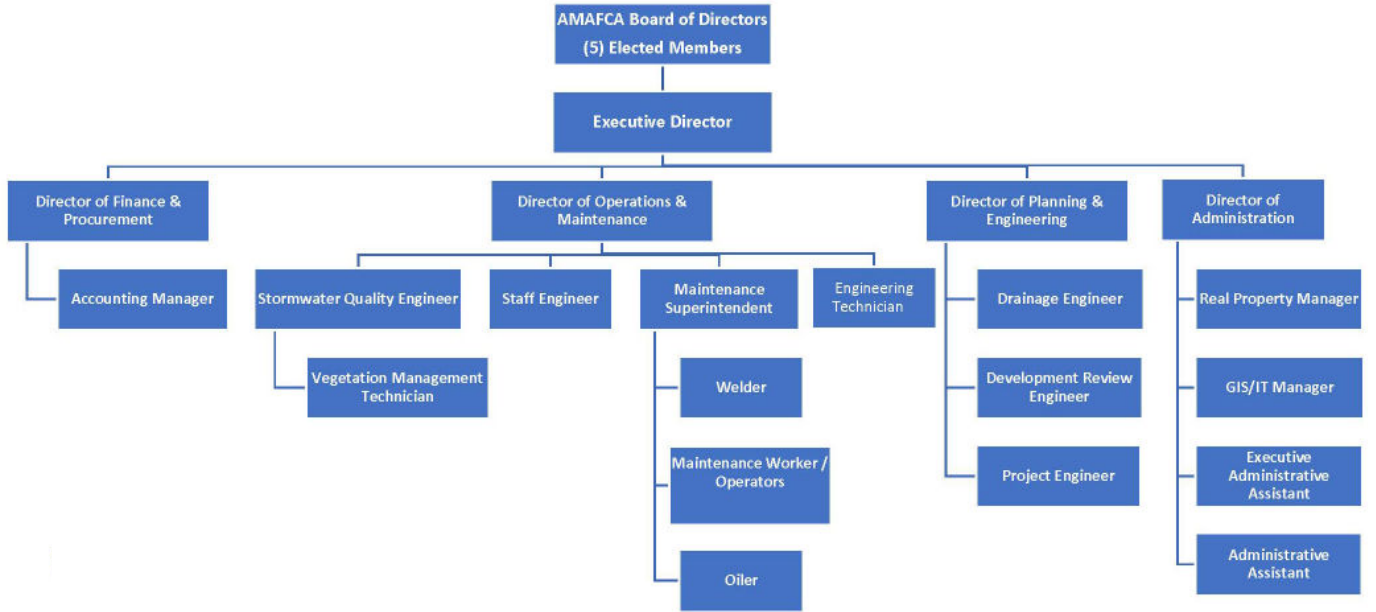
Kevin Troutman	Executive Director
Maria Zuniga	Director of Finance & Procurement
Laurel Johnson	Accounting Manager
Esqui Padilla	Operations Manager/Photography Credits



John B Roberts Dam

State of New Mexico
Albuquerque Metropolitan Arroyo Flood Control Authority
ORGANIZATIONAL CHART

June 30, 2025







FINANCIAL SECTION



West I-40 Channel

INDEPENDENT AUDITORS' REPORT

Joseph M. Maestas, P.E., CFE
New Mexico State Auditor
Board of Directors and Management
Albuquerque Metropolitan Arroyo Flood Control Authority
Albuquerque, New Mexico

Report on the Audit of the Financial Statements

Opinions

We have audited the accompanying financial statements of the governmental activities, each major fund, the aggregate remaining fund information, and the budgetary comparison for the General Fund of Albuquerque Metropolitan Arroyo Flood Control Authority (the Authority), as of and for the year ended June 30, 2025, and the related notes to the financial statements, which collectively comprise the Authority's basic financial statements as listed in the table of contents.

In our opinion, the financial statements referred to above present fairly, in all material respects, the respective financial position of the governmental activities, each major fund, the aggregate remaining fund information, and the budgetary comparison of the General Fund of Albuquerque Metropolitan Arroyo Flood Control Authority, as of June 30, 2025, and the respective changes in financial position thereof for the year then ended in accordance with accounting principles generally accepted in the United States of America.

Basis for Opinions

We conducted our audit in accordance with auditing standards generally accepted in the United States of America and the standards applicable to financial audits contained in *Government Auditing Standards*, issued by the Comptroller General of the United States. Our responsibilities under those standards are further described in the Auditor's Responsibilities for the Audit of the Financial Statements section of our report. We are required to be independent of the Albuquerque Metropolitan Arroyo Flood Control Authority and to meet our other ethical responsibilities, in accordance with the relevant ethical requirements relating to our audit. We believe that the audit evidence we have obtained is sufficient and appropriate to provide a basis for our audit opinions.

Responsibilities of Management for the Financial Statements

Management is responsible for the preparation and fair presentation of the financial statements in accordance with accounting principles generally accepted in the United States of America, and for the design, implementation, and maintenance of internal control relevant to the preparation and fair presentation of financial statements that are free from material misstatement, whether due to fraud or error.

In preparing the financial statements, management is required to evaluate whether there are conditions or events, considered in the aggregate, that raise substantial doubt about the Albuquerque Metropolitan Arroyo Flood Control Authority's ability to continue as a going concern for twelve months beyond the financial statement date, including any currently known information that may raise substantial doubt shortly thereafter.

Auditor's Responsibilities for the Audit of the Financial Statements

Our objectives are to obtain reasonable assurance about whether the financial statements as a whole are free from material misstatement, whether due to fraud or error, and to issue an auditor's report that includes our opinions. Reasonable assurance is a high level of assurance but is not absolute assurance and therefore is not a guarantee that an audit conducted in accordance with generally accepted auditing standards and *Government Auditing Standards* will always detect a material misstatement when it exists. The risk of not detecting a material misstatement resulting from fraud is higher than for one resulting from error, as fraud may involve collusion, forgery, intentional omissions, misrepresentations, or the override of internal control. Misstatements are considered material if there is a substantial likelihood that, individually or in the aggregate, they would influence the judgment made by a reasonable user based on the financial statements.

In performing an audit in accordance with generally accepted auditing standards and *Government Auditing Standards*, we:

- Exercise professional judgment and maintain professional skepticism throughout the audit.
- Identify and assess the risks of material misstatement of the financial statements, whether due to fraud or error, and design and perform audit procedures responsive to those risks. Such procedures include examining, on a test basis, evidence regarding the amounts and disclosures in the financial statements.
- Obtain an understanding of internal control relevant to the audit in order to design audit procedures that are appropriate in the circumstances, but not for the purpose of expressing an opinion on the effectiveness of the Albuquerque Metropolitan Arroyo Flood Control Authority's internal control. Accordingly, no such opinion is expressed.
- Evaluate the appropriateness of accounting policies used and the reasonableness of significant accounting estimates made by management, as well as evaluate the overall presentation of the financial statements.
- Conclude whether, in our judgment, there are conditions or events, considered in the aggregate, that raise substantial doubt about the Albuquerque Metropolitan Arroyo Flood Control Authority's ability to continue as a going concern for a reasonable period of time.

We are required to communicate with those charged with governance regarding, among other matters, the planned scope and timing of the audit, significant audit findings, and certain internal control-related matters that we identified during the audit.

Required Supplementary Information

Accounting principles generally accepted in the United States of America require that the *Management's Discussion and Analysis* on pages 7 through 17, Schedules and notes to the Required Supplementary Information on pages 87 through 91 be presented to supplement the basic financial statements. Such information is the responsibility of management and, although not a part of the basic financial statements, is required by the Governmental Accounting Standards Board who considers it to be an essential part of financial reporting for placing the basic financial statements in an appropriate operational, economic, or historical context. We have applied certain limited procedures to the required supplementary information in accordance with auditing standards generally accepted in the United States of America, which consisted of inquiries of management about the methods of preparing the information and comparing the information for consistency with management's responses to our inquiries, the basic financial statements, and other knowledge we obtained during our audit of the basic financial statements. We do not express an opinion or provide any assurance on the information because the limited procedures do not provide us with sufficient evidence to express an opinion or provide any assurance.

Supplementary Information

Our audit was conducted for the purpose of forming opinions on the financial statements that collectively comprise the Albuquerque Metropolitan Arroyo Flood Control Authority's basic financial statements. The accompanying combining fiduciary fund financial statements, budgetary comparison schedules of the debt service fund, capital projects fund, acquisitions & savings fund, and agency & areawide fund, schedule of investments, deposits, and pledged collateral, are presented for purposes of additional analysis and are not a required part of the basic financial statements. Such information is the responsibility of management and was derived from and relates directly to the underlying accounting and other records used to prepare the basic financial statements. The information has been subjected to the auditing procedures applied in the audit of the basic financial statements and certain additional procedures, including comparing and reconciling such information directly to the underlying accounting and other records used to prepare the basic financial statements or to the basic financial statements themselves, and other additional procedures in accordance with auditing standards generally accepted in the United States of America. In our opinion, the combining fiduciary fund financial statements, budgetary comparison schedules of the debt service fund, capital projects fund, acquisitions & savings fund, and agency & areawide fund, schedule of investments, deposits, and pledged collateral, are fairly stated, in all material respects, in relation to the basic financial statements as a whole.

Other Information

Management is responsible for the other information included in the annual report. The other information comprises the introductory section and statistical section but does not include the basic financial statements and our auditor's report thereon. Our opinions on the basic financial statements do not cover the other information, and we do not express an opinion or any form of assurance thereon.

In connection with our audit of the basic financial statements, our responsibility is to read the other information and consider whether a material inconsistency exists between the other information and the basic financial statements, or the other information otherwise appears to be materially misstated. If, based on the work performed, we conclude that an uncorrected material misstatement of the other information exists, we are required to describe it in our report.

Other Reporting Required by Government Auditing Standards

In accordance with Government Auditing Standards, we have also issued our report dated December 1, 2025 on our consideration of the Albuquerque Metropolitan Arroyo Flood Control Authority's internal control over financial reporting and on our tests of its compliance with certain provisions of laws, regulations, contracts, and grant agreements and other matters. The purpose of that report is solely to describe the scope of our testing of internal control over financial reporting and compliance and the results of that testing, and not to provide an opinion on the effectiveness of the Albuquerque Metropolitan Arroyo Flood Control Authority's internal control over financial reporting or on compliance. That report is an integral part of an audit performed in accordance with *Government Auditing Standards* in considering Albuquerque Metropolitan Arroyo Flood Control Authority's internal control over financial reporting and compliance.

A handwritten signature in blue ink that reads "Cordova CPAs LLC". The signature is written in a cursive, flowing style.

Cordova CPAs LLC
Albuquerque, New Mexico
December 1, 2025



State of New Mexico
Albuquerque Metropolitan Arroyo Flood Control Authority
MANAGEMENT'S DISCUSSION & ANALYSIS (UNAUDITED)

June 30, 2025

This Management's Discussion and Analysis (MD&A) of the Albuquerque Metropolitan Arroyo Flood Control Authority (the Authority or AMAFCA) provides readers with an overview of the Authority's mission, functions, and financial performance for the fiscal year. Specifically, the MD&A is designed to:

- Provide an overview of the Authority, its mission, and core functions
- Describe significant capital assets and related activities
- Summarize the basic financial statements and explain how they relate to one another
- Analyze the Authority's financial position and results of operations
- Identify any material variances from the approved financial plan (budget)

Management encourages readers to consider the information presented here in conjunction with the accompanying financial statements and notes.

Authority's Mission

Albuquerque Metropolitan Arroyo Flood Control Authority (the Authority or AMAFCA) was established in 1963 by the New Mexico Legislature under the Arroyo Flood Control Act (Chapter 72, Article 16, Sections 72-16-1 through 72-16-103, NMSA 1978). The Authority is a local public body empowered to “acquire, equip, maintain and operate a flood control system for the benefit of the Authority and inhabitants thereof...” The Act provides for the organization of the Authority's governing body and officers; authorizes the construction and maintenance of flood control facilities; sets forth the Authority's powers, duties, privileges, liabilities, and financing mechanisms including taxes, loans, securities, revenues, and finances; and prescribes its relationships with other governmental bodies and agencies. AMAFCA's mission is to **protect life and property**.

Authority's Function

Operation and Maintenance: AMAFCA operates and maintains the major flood control facilities serving the greater Albuquerque metropolitan area. The Operations and Maintenance department ensures that channels, dams, and water-quality structures remain flood-ready and perform as designed during storm events. Work includes routine inspections, vegetation and debris management, erosion repair, sediment removal, and preventive maintenance of concrete and mechanical systems.

Drainage Master Planning, Design & Construction Management: AMAFCA develops and maintains comprehensive watershed master plans that guide long-term drainage priorities across the region. Flood control projects are designed and constructed through a combination of in-house project management and contracted engineering services. Capital investments are funded primarily through General Obligation Bonds and intergovernmental cost-sharing agreements.

Regulatory Review and Compliance: AMAFCA reviews drainage studies and design submittals for subdivision and development projects within its jurisdiction to ensure consistency with adopted watershed master plans and federal, state, and local drainage regulations. This regulatory function safeguards public infrastructure, promotes orderly development, and helps maintain FEMA floodplain compliance.

State of New Mexico
Albuquerque Metropolitan Arroyo Flood Control Authority
MANAGEMENT'S DISCUSSION & ANALYSIS (UNAUDITED)

June 30, 2025

Finance and Administrative Support: AMAFCA's finance and administrative functions provide the foundation for sound fiscal management, procurement integrity, and organizational accountability. Finance is responsible for budgeting, financial reporting, debt management, and investment of public funds in accordance with New Mexico statutes and Government Finance Officers Association (GFOA) standards. Administrative support functions include human resources, risk management, records management, information technology, and Board administration. Together, these activities ensure transparency, compliance, and effective delivery of AMAFCA's mission to protect life and property.

Financial Highlights

The Authority's overall financial position remained strong in fiscal year 2025. Total governmental fund assets were \$54.5 million, and reserves continued to be fully funded in accordance with policy. Government-wide net position increased by \$8.2 million, bringing total net position to \$280.4 million, reflecting ongoing capital investment and stable property-tax revenues.

- **Cash and Investments:** Total governmental-fund cash and investments were \$53.3 million, accounting for approximately 98% of total current assets. Liquidity remains strong, with fully funded contingency and operating reserves totaling \$7.3 million at year-end.
- **Capital Assets:** Government-wide capital assets, net of depreciation, increased to \$296.3 million, up \$5.7 million from the prior year due to continued completion of regional flood-control infrastructure.
- **Debt Service and Credit Rating:** The Authority maintained its Aaa credit rating from Moody's Investors Service for the twenty-second consecutive year. Outstanding bonds totaled \$63.4 million at June 30, 2025. The debt service fund assets totaled \$15.4 million, with restricted balance of \$14.9 million for scheduled principal and interest payments.
- **Property-Tax Revenues:** Property-tax collections increased 6.6%, from \$17.6 million in FY 2024 to \$18.7 million in FY 2025, reflecting continued growth in taxable valuation within Bernalillo County.
- **Investment Earnings:** Investment income totaled \$1.86 million, a slight decrease from the prior year due to lower average yields in the state's Local Government Investment Pool.
- **Capital:** Capital contributions were \$1.13 million, compared with \$4.36 million in FY 2024 due to several major multi-agency projects moved from construction to completion.
- **Operating Expenditures:** Government-wide expenses increased to \$13.85 million from \$12.25 million in the prior year. This was primarily due to expanded flood-control maintenance and higher construction activity. General government costs decreased slightly as timing of professional-service contracts varied from the prior year.
- **Pension and OPEB Liabilities:** The Authority's net pension liability totaled \$4.42 million and the net OPEB (healthcare) liability totaled \$62 thousand, both remaining manageable relative to total assets. Deferred outflows related to pensions and OPEB were \$1.43 million, consistent with prior-year activity.

The Authority's long-term financial condition remains strong, supported by consistent property-tax revenue growth, disciplined expenditure management, and prudent investment of public funds. These financial results reflect AMAFCA's continued commitment to maintaining the reliability of its flood-control system while ensuring that resources are available for future capital improvements.

State of New Mexico
Albuquerque Metropolitan Arroyo Flood Control Authority
MANAGEMENT'S DISCUSSION & ANALYSIS (UNAUDITED)

June 30, 2025

Overview of Financial Statements

This discussion and analysis is intended to serve as an introduction to the Authority's basic financial statements. The Authority's basic financial statements are comprised of three components:

1. Government-wide financial statements
2. Fund financial statements
3. Notes to the financial statements

This report also includes supplementary information in addition to the basic financial statements themselves.

Government-wide Financial Statements

The government-wide financial statements provide a broad perspective similar to private-sector reporting.

- **Statement of Net Position** presents all assets, liabilities, and deferred inflows/outflows of resources, with the difference reported as net position. Over time, changes in net position may indicate whether the Authority's financial position is improving or deteriorating.
- **Statement of Activities** shows how the net position changed during the fiscal year. All changes in net position are reported as soon as the underlying event occurs, regardless of when related cash flows take place, providing a long-term view of financial performance.

Fund Financial Statements

A fund is a grouping of related accounts used to maintain control over resources that have been segregated for specific activities or objectives. The Authority uses fund accounting to ensure and demonstrate compliance with finance-related legal requirements.

All the Authority's funds are governmental funds, which account for essentially the same functions reported as governmental activities in the government-wide financial statements. Governmental fund statements focus on near-term inflows and outflows of spendable resources and the balances available at year-end. This short-term focus helps users determine the Authority's ability to finance its programs and operations. Because this perspective differs from the long-term view in the government-wide statements, reconciliations are included to explain the differences between the two presentations.

Notes to the Financial Statements

The notes provide essential background and additional detail that are necessary for a full understanding of the data provided in the government-wide and fund financial statements.

Other Information

In addition to the basic financial statements and accompanying notes, this report presents certain **required supplementary information** concerning the Authority's progress in funding its pension and other post-employment benefit (OPEB) obligations. The report also includes supplemental schedules providing additional detail on budgetary compliance and financial trends.

State of New Mexico
Albuquerque Metropolitan Arroyo Flood Control Authority
MANAGEMENT'S DISCUSSION & ANALYSIS (UNAUDITED)

June 30, 2025

Fund Structure

The Authority maintains five major governmental funds:

- **General Fund** supports administrative, regulatory, and maintenance operations
- **Debt Service Fund** accounts for resources used to repay General Obligation Bonds
- **Capital Projects Fund** tracks resources used for flood-control construction, water-quality improvements, and land acquisition
- **Acquisitions and Savings Fund** accumulates resources for future capital equipment and facility needs
- **Agency and Area-Wide Fund** manages intergovernmental cost-sharing projects

These funds are presented individually in the accompanying financial statements, reflecting AMAFCA's emphasis on transparency and financial accountability in managing both operational and capital resources.

Government-Wide Financial Statements

Net Position – Table A-1

Table A-1 presents a summary of the Authority's net position for the fiscal years ended June 30, 2025, and June 30, 2024. The information is reported on a full-accrual, economic resources basis, which includes all long-term assets and liabilities. This approach provides a comprehensive view of the Authority's overall financial position and its capacity to meet future obligations.

FY 2024 beginning balances were restated for the implementation of GASB Statement No. 101, Compensated Absences, which required updated measurement of the Authority's compensated absences liability. These adjustments are reflected in the comparative FY 2024 totals shown in Tables A-1 and A-2.

The Authority does not report any business-type activities; all activities are governmental. Total net position increased by \$8.2 million, or approximately 3%, reflecting continued capital investment and responsible financial management.



State of New Mexico
Albuquerque Metropolitan Arroyo Flood Control Authority
MANAGEMENT'S DISCUSSION & ANALYSIS (UNAUDITED)

June 30, 2025

Table A-1
The Authority's Net Position

	Government Activities 6/30/2025	Government Activities 6/30/2024	
Current assets	\$ 54,475,921	\$ 51,675,543	
Capital assets, net of depreciation	296,271,576	290,604,066	
Total assets	<u>350,747,497</u>	<u>342,279,609</u>	
Deferred outflow of resources	<u>1,415,144</u>	<u>1,356,967</u>	
Total assets & deferred outflow of resources	<u><u>352,162,641</u></u>	<u><u>343,636,576</u></u>	
Current liabilities	15,411,272	15,874,142	*
Non-current liabilities	<u>55,796,439</u>	<u>54,792,082</u>	*
Total liabilities	<u>71,207,711</u>	<u>70,666,224</u>	
Deferred inflow of resources	<u>513,068</u>	<u>752,854</u>	
Net Position			
Net investment in capital assets	258,644,606	250,429,067	
Restricted for:			
Debt service	14,953,018	14,923,814	
Capital projects	1,094,659	874,500	
Unrestricted	<u>5,749,579</u>	<u>6,068,147</u>	
Total net position	<u>280,441,862</u>	<u>272,217,498</u>	*
Total liabilities, deferred inflows of resources, and net position	<u><u>\$ 352,162,641</u></u>	<u><u>\$ 343,636,576</u></u>	

*FY 2024 balances reflect a restatement required by the implementation of GASB 101 (Compensated Absences).

Changes in Net Position – Table A-2

Table A-2 summarizes the Authority's changes in net position for FY 2025 and FY 2024. The Statement of Activities shows how program revenues, general revenues, and other financing sources supported operations and capital investment during the fiscal year.

State of New Mexico
Albuquerque Metropolitan Arroyo Flood Control Authority
MANAGEMENT'S DISCUSSION & ANALYSIS (UNAUDITED)

June 30, 2025

Total revenues were \$22.1 million, compared with \$24.0 million in FY 2024. The 8% decrease was primarily due to lower capital contributions following completion of several major multi-agency projects. Property-tax revenues increased 7%, supported by continued valuation growth. Investment income declined modestly due to changing LGIP yields, while other revenue increased to \$350 thousand from cost-sharing and reimbursements.

Total expenses increased from \$12.2 million in FY 2024 to \$13.9 million in FY 2025. Flood-control expenses increased 36%, while general government and planning/engineering costs remained stable. Interest expense decreased by \$2 thousand due to the Authority's amortization schedule.

Property Tax Revenues and Mill Levies

The Authority is authorized to levy ad valorem property taxes on all taxable property within its boundaries. These taxes provide the primary source of funding for the Authority's operational and capital programs.

The Authority levies two separate mill rates:

- **Operating Mill Levy:** Used to fund operations, maintenance, and regulation of the local flood-control system. For Tax Year 2024 property taxes, the operating mill rate was 0.172 mills for residential property and 0.477 mills for non-residential property.
- **Debt Service Mill Levy:** Used to accumulate resources for, and pay, general long-term debt. For Tax Year 2023 property taxes, the debt-service mill rate was 0.675 mills, a rate that has remained unchanged since 1999 to maintain a stable mill-levy structure.

For FY 2025, total ad valorem tax revenues were \$18.5 million, compared with \$17.7 million in FY 2024. Collections remain strong, with first-year collections at 96.9% and overall collections at 99.8%. These results reflect the Authority's stable tax base, consistent collection history, and adherence to the New Mexico Property Tax Yield Control Act.



State of New Mexico
Albuquerque Metropolitan Arroyo Flood Control Authority
MANAGEMENT'S DISCUSSION & ANALYSIS (UNAUDITED)

June 30, 2025

Table A-2
Changes in the Authority's Net Position

	Government Activities Year Ended 6/30/2025	Government Activities Year Ended 6/30/2024
Program Revenues		
Capital grants and contributions	\$ 1,133,588	\$ 4,358,208
General revenues		
Property taxes	18,739,602	17,571,786
Investment	1,863,376	1,980,303
Loss on disposition of assets	(13,996)	-
Other	349,964	80,118
Total revenues	<u>22,072,534</u>	<u>23,990,415</u>
Expenses		
Flood control	8,601,277	6,311,503
Planning, engineering, R&D	737,698	1,078,055
General government	2,856,327	2,942,776
Storm Water Quality	252,248	221,405
Interest on long-term debt	1,400,620	1,615,168
Total expenses	<u>13,848,170</u>	<u>12,168,907</u>
Change in net position	8,224,364	11,821,508
Beginning net position	<u>272,295,528</u>	<u>260,474,020</u>
Restatement of prior year for implementation of GASB 101 Compensated Absences	<u>(78,030)</u>	<u>-</u>
Net position, beginning of year as restated	<u>272,217,498</u>	<u>-</u>
Ending net position	<u>\$ 280,441,862</u>	<u>\$ 272,295,528</u>

Budgetary Performance

AMAFCA adopts annual budgets for all funds in accordance with New Mexico statutes and Department of Finance and Administration (DFA) regulations. Budgets are prepared on a budgetary basis of accounting that differs from generally accepted accounting principles (GAAP). This basis is essentially cash-based, recognizing revenues when received and expenditures when paid, with certain modifications required for legal compliance and budget control purposes.

State of New Mexico
Albuquerque Metropolitan Arroyo Flood Control Authority
MANAGEMENT'S DISCUSSION & ANALYSIS (UNAUDITED)

June 30, 2025

AMAFCA continues to follow a fiscally responsible budgeting philosophy, maintaining sufficient reserves and flexibility to respond to unforeseen events such as cost escalations in materials or changes in project timing. Overall, budgetary performance for FY 2025 reflects strong revenue collections, controlled spending, and sound financial stewardship consistent with the AMAFCA's long-term financial planning objectives.

General Operating Fund Budget

Key highlights for the general fund budget to actuals for FY 2025 are provided below:

Revenues

- **Property Tax Revenues** exceeded the final budget by approximately \$213 thousand, reflecting continued strength in assessed valuations and stable collection rates.
- **Investment Income** significantly exceeded expectations by \$1.07 million, driven by sustained high yields in the New Mexico Local Government Investment Pool. AMAFCA continues to budget this revenue source prudently given the inherent volatility of market rates.
- **Sale of Land** resulted in \$290 thousand in proceeds that had not been anticipated in the budget. These one-time revenues contributed to the overall increase in total actual revenues.

Expenditures

Actual expenditures were \$802 thousand, or 13%, below budget, primarily due to savings in personnel costs and operational efficiencies.

- **Salary and related costs** were under budget by approximately \$462 thousand due to vacancies and staffing transitions.
- **Information Technology** expenditures were \$131 thousand below budget, which is partially attributable to the budget adjustment along with lower than anticipated expenditures on equipment and licenses.
- **Stormwater Quality and Planning/Engineering** programs also came in under budget reduced water testing and runoff monitoring, due to timing of flood events, and public education.
- **Flood Control Facilities** costs were slightly under budget despite ongoing price pressures in fuel and equipment.

Transfers and Fund Balance

- **Transfers** to other funds totaled \$1 million, consistent with the final budget.
- **Fund Balance** increased by \$546 thousand, resulting in an ending balance of \$10.6 million, reinforcing AMAFCA's continued commitment to conservative budgeting and financial resilience.

Capital Assets & Debt Administration

Capital Assets

As of June 30, 2025, capital assets totaled \$312 million (historical cost), an increase of \$4.7 million due to completed projects totaling \$4.685 million.

AMAFCA's infrastructure includes:

State of New Mexico
Albuquerque Metropolitan Arroyo Flood Control Authority
MANAGEMENT'S DISCUSSION & ANALYSIS (UNAUDITED)

June 30, 2025

- 79 dams and ponds
- 133 water-quality structures
- 92 miles of channels, arroyos, and storm drainpipes

Estimated replacement value is approximately \$1.25 billion, underscoring the scale of assets managed. Continued capital reinvestment remains central to AMAFCA's long-term asset management and flood control strategy.

Major capital projects that were completed and accepted for maintenance in FY 2025 are summarized below.

- **Ladera Dam 5 Diversion** – With combined engineering and construction transfers exceeding \$3.1M, this project enhances flood conveyance in the West Mesa region and provides critical capacity improvements to support downstream flood protection.
- **Amole Dam Gravity Outlet Completion Project** – Final construction and engineering activities totaling just over \$1.2M were transferred to capital assets. The project improves completion of the Amole Dam outlet pipe connection and extends flood protection capacity in the southwest portion of the metropolitan area.
- **North Diversion Channel Improvements** – Engineering work totaling \$223k related to North and South Diversion Channel upgrades was transferred, contributing to long-term system resilience along one of AMAFCA's most significant regional conveyances.
- **Black Mesa 3 Dam Outlet LOMR (Letter of Map Revision)** – Engineering costs of approximately \$167k were transferred following project completion, supporting improved conveyance and compliance with FEMA floodplain mapping.

See Note D – Changes in Capital Assets for more information on Capital Assets.

Debt Administration

AMAFCA continues to maintain one of the strongest credit profiles among local government agencies in New Mexico, holding a AAA bond rating for the 22nd consecutive year.

In February 2025, the Authority issued Series 2025 General Obligation Bonds in the amount of \$12.5 million, representing the first issuance under the \$25 million voter authorization approved in 2022. Proceeds from this issuance are supporting ongoing flood control and water quality improvements across the metropolitan area.

During FY 2025, AMAFCA retired \$11.68 million in principal and paid \$2.08 million in interest on its general obligation bonds. As of June 30, 2025, the Authority's total outstanding principal was \$59.52 million, supported by bond premiums of \$8.08 million and accumulated amortization of \$4.17 million, resulting in a net bonded debt position of approximately \$63.4 million.

In FY 2025, the New Mexico Legislature passed Senate Bill 100, which increases AMAFCA's statutory debt limit from \$80 million to \$120 million, effective July 1, 2025. Because the legislation becomes effective after the close of the fiscal year, the \$80 million limit remains applicable for the Fiscal Year 2025 financial statements.

State of New Mexico
Albuquerque Metropolitan Arroyo Flood Control Authority
MANAGEMENT'S DISCUSSION & ANALYSIS (UNAUDITED)

June 30, 2025

At June 30, 2025, AMAFCA's outstanding principal totaled \$59.52 million, resulting in a legal debt margin of 74.4% utilized (25.6% available) under the current statutory limit. The statutorily approved increase in bonding capacity will provide additional flexibility for future general obligation bond issuances supporting AMAFCA's multi-year flood control and water quality capital improvement program while maintaining a stable debt service structure.

AMAFCA currently has nine active series of general obligation bonds, all scheduled for retirement over the next ten years, with \$12.2M due within one year.

Debt service requirements are structured to maintain a stable debt service mill levy of 0.675.

Please see Note E – General Obligation Bonds Payable & Premiums for information on Debt Administration.

Economic Factors and Next Year's Budgets and Rates

Tax Rates and Revenues

Residential ad valorem property tax rates for Tax Year 2024 were slightly reduced compared to the prior year. The Board adopted a total residential mill rate of 0.847 mills (0.172 mills for operations and 0.675 mills for debt service), compared to 0.842 mills for Tax Year 2023. The New Mexico Department of Finance and Administration (DFA) subsequently adjusted the residential rate to 0.850 mills under the Yield Control Act. The non-residential total mill rate remained unchanged at 1.152 mills. The debt-service mill levy of 0.675 mills has remained level since 1999, reflecting the Authority's long-standing policy of maintaining stable property-tax rates for debt service funding.

For FY 2025, the General Fund adopted budget includes estimated property tax revenues of approximately \$4.6M, representing a modest increase from prior-year collections. The Authority bases its estimates on a 97% collection rate, consistent with historical performance and its fiscally responsible budgeting approach.

Economic and Cost Factors

Local and regional economic conditions remain stable but cost-sensitive, supported by continued housing market strength and steady property-tax collections across the metropolitan area. The Authority continues to experience inflationary pressures consistent with national construction trends, including projected increases of 4–8% in health insurance, 4–6% in general construction costs, and ongoing escalation in fuel, materials, and skilled labor. These factors were incorporated into the FY 2025 budget and planning process, with continued emphasis on cost control, targeted reinvestment, and prioritization of critical infrastructure and flood-protection projects.

Budget Outlook

AMAFCA's budget strategy continues to emphasize financial stability and operational efficiency, ensuring that rising costs in targeted areas are offset by savings in others. This balanced approach has allowed the Authority to maintain a steady overall budget without reducing core services or delaying key projects.

The Authority's revenues remain predominantly property-tax-based, providing a stable funding source even during periods of broader economic uncertainty. AMAFCA will continue its practice of utilizing general obligation bond proceeds to fund capital construction and planning activities, consistent with its long-term



State of New Mexico
Albuquerque Metropolitan Arroyo Flood Control Authority
MANAGEMENT'S DISCUSSION & ANALYSIS (UNAUDITED)

June 30, 2025

infrastructure investment plan and its commitment to maintaining reserve levels that support financial resilience.

Currently Known Facts

The Authority is not aware of any conditions that are expected to have a significant impact on financial position or operations in FY 2026.

Contacting the Authority's Financial Management

This financial report is intended to provide a clear and comprehensive overview of the financial position and activities of the Albuquerque Metropolitan Arroyo Flood Control Authority and to demonstrate the Authority's prudent management of public funds. Questions or requests for additional financial information may be directed to:

Albuquerque Metropolitan Arroyo Flood Control Authority
2600 Prospect, NE
Albuquerque, NM 87107
Phone: (505) 884-2215
Website: www.amafca.org





Valle de Oro

State of New Mexico
Albuquerque Metropolitan Arroyo Flood Control Authority

BASIC FINANCIAL STATEMENTS

Government-Wide Statement of Net Position

June 30, 2025

ASSETS AND DEFERRED OUTFLOWS OF RESOURCES

	Governmental Activities
CURRENT ASSETS	
Cash and cash equivalents	\$ 20,000
Investments	53,302,920
Property tax receivables, net of allowance	1,025,825
Project and other receivables	127,176
Total current assets	54,475,921
CAPITAL ASSETS	
Capital assets not being depreciated	69,357,460
Capital assets being depreciated, net	226,914,116
Total capital assets	296,271,576
Total assets	350,747,497
DEFERRED OUTFLOWS OF RESOURCES	
Deferred outflows of resources - pension	889,841
Deferred outflows of resources - OPEB	223,067
Contributions subsequent to measurement - pension	256,458
Contributions subsequent to measurement - OPEB	45,778
Total deferred outflows of resources	1,415,144
Total assets and deferred outflows of resources	\$ 352,162,641

**The accompanying notes are an integral part of these financial statements.*



State of New Mexico
Albuquerque Metropolitan Arroyo Flood Control Authority

BASIC FINANCIAL STATEMENTS

Government-Wide Statement of Net Position

June 30, 2025

LIABILITIES, DEFERRED INFLOWS OF RESOURCES AND NET POSITION

	Governmental Activities
LIABILITIES	
Current liabilities	
Accounts payable	\$ 1,153,738
Accrued payroll and taxes	154,175
Compensated absences payable, current portion	172,336
Bonds payable, current portion	12,979,275
Accrued interest payable	944,989
Other Liabilities	6,759
	15,411,272
Total current liabilities	
Noncurrent liabilities	
Compensated absences payable - expected to be paid after one year	247,108
Bonds payable, net of current portion	50,444,639
Net pension liability	4,418,691
Net OPEB Healthcare liability	623,836
Net OPEB life insurance liability	62,165
	55,796,439
Total noncurrent liabilities	
Total liabilities	71,207,711
DEFERRED INFLOWS OF RESOURCES	
Deferred inflows of resources - pension	28,314
Deferred inflows of resources - OPEB	484,754
Total deferred inflows of resources	513,068
NET POSITION	
Net investment in capital assets	258,644,606
Restricted	
Debt service	14,953,018
Capital projects	1,094,659
Unrestricted	5,749,579
	280,441,862
Total net position	
Total liabilities, deferred inflows, and net position	\$ 352,162,641

**The accompanying notes are an integral part of these financial statements.*



Raven Pond



State of New Mexico
Albuquerque Metropolitan Arroyo Flood Control Authority

BASIC FINANCIAL STATEMENTS

Government-Wide Statement of Activities

For Fiscal Year Ended June 30, 2025

	Expenses	Program Revenues Capital Grants and Contributions	Net (Expense) Revenue and Changes in Net Position
Governmental activities:			
Flood control	\$ (8,601,277)	\$ -	(8,601,277)
Planning, engineering, research and development	(737,698)	1,133,588	395,890
General government	(2,856,327)	-	(2,856,327)
Stormwater Quality	(252,248)	-	(252,248)
Long-term debt, interest and fees	(1,400,620)	-	(1,400,620)
Total governmental activities	\$ (13,848,170)	\$ 1,133,588	(12,714,582)
General revenues:			
Property taxes			18,739,602
Investment			1,863,376
Loss on disposition of assets			(13,996)
Other			349,964
Total general revenues			20,938,946
Changes in net position			8,224,364
Net position, beginning of year as previously reported			272,295,528
Restatement of prior year for implementation of GASB 101 Compensated Absences			(78,030)
Net position, beginning of year as restated			272,217,498
Net position, end of year			280,441,862

**The accompanying notes are an integral part of these financial statements.*

State of New Mexico
Albuquerque Metropolitan Arroyo Flood Control Authority

BASIC FINANCIAL STATEMENTS

Balance Sheet – Governmental Funds

June 30, 2025

ASSETS						
	General Fund	Debt Service Fund	Capital Projects Fund	Acquisitions & Savings Fund	Agency & Area Wide Fund	Total Governmental Funds
ASSETS						
Cash in bank	\$ 20,000	\$ -	\$ -	\$ -	\$ -	\$ 20,000
Investments	11,029,294	14,632,134	23,768,296	1,092,842	2,780,354	53,302,920
Property taxes receivable (net)	298,182	727,643	-	-	-	1,025,825
Project and other receivables	6,002	-	102,142	19,032	-	127,176
Total assets	\$ 11,353,478	\$ 15,359,777	\$ 23,870,438	\$ 1,111,874	\$ 2,780,354	\$ 54,475,921
LIABILITIES, DEFERRED INFLOWS OF RESOURCES AND FUND BALANCES						
LIABILITIES						
Accounts payable	\$ 384,817	\$ -	\$ 538,809	\$ 17,215	\$ 212,897	\$ 1,153,738
Accrued payroll and taxes	154,175	-	-	-	-	154,175
Other liabilities	6,759	-	-	-	-	6,759
Total liabilities	545,751	-	538,809	17,215	212,897	1,314,672
Deferred Inflows	188,243	431,270	-	-	-	619,513
Total liabilities and deferred inflows	733,994	431,270	538,809	17,215	212,897	1,934,185
FUND BALANCES						
Restricted						
Flood control construction and maintenance	3,089,840	-	-	-	-	3,089,840
Debt service	-	14,928,507	-	-	-	14,928,507
Capital projects	-	-	23,331,629	-	2,567,457	25,899,086
Committed						
Subsequent year's expenditures	1,560,647	-	-	-	-	1,560,647
Contingencies	5,785,425	-	-	-	-	5,785,425
Capital assets & known future expenditures	-	-	-	1,094,659	-	1,094,659
General	183,572	-	-	-	-	183,572
Total fund balances	10,619,484	14,928,507	23,331,629	1,094,659	2,567,457	52,541,736
Total liabilities, deferred inflows and fund balances	\$ 11,353,478	\$ 15,359,777	\$ 23,870,438	\$ 1,111,874	\$ 2,780,354	\$ 54,475,921

**The accompanying notes are an integral part of these financial statements.*

State of New Mexico
Albuquerque Metropolitan Arroyo Flood Control Authority

BASIC FINANCIAL STATEMENTS

Reconciliation of the Balance Sheet to the Statement of Net Position – Governmental Activities

June 30, 2025

Total fund balance - governmental funds	\$	52,541,736
<p>Amounts reported for governmental activities in the statement of net position are different because:</p>		
<p>Delinquent property taxes receivable net of allowance for doubtful accounts are not considered available financial resources and therefore are reported as deferred inflows in fund financial statements.</p>		
		619,513
<p>Capital assets used in governmental activities are not financial resources and, therefore, are not reported in the governmental fund balance sheet. These assets consist of:</p>		
Total capital assets		388,237,770
Less accumulated depreciation		(91,966,194)
<p>The net pension liability and related items are not reported in the funds, the following are adjustments related to the net pension liability:</p>		
Deferred outflows - contributions subsequent to measurement		256,458
Deferred outflows - related to net pension liability		889,841
Net pension liability		(4,418,691)
Deferred inflows - related to net pension liability		(28,314)
<p>The net OPEB liabilities and related items are not reported in the funds, the following are adjustments related to the net OPEB liabilities:</p>		
Deferred outflows - contributions subsequent to measurement		45,778
Deferred outflows - OPEB		223,067
Net OPEB liability - healthcare		(623,836)
Deferred inflows - related to net OPEB liability - healthcare		(484,754)
Net OPEB liability - life insurance		(62,165)
<p>Some liabilities are not due and payable in the current period and, therefore, are not reported in the funds:</p>		
Compensated absences payable		(419,444)
Accrued interest payable		(944,989)
<p>General obligation bonds are not due and payable in the current period and, therefore, are not reported in the funds. Bond premium costs are amortized for governmental activities, but are a current other financing source in fund financial statements fund financial statements.</p>		
General obligation bonds		(59,520,000)
Total bond premium		(8,078,595)
Less accumulated amortization		4,174,681
Net position of governmental activities (Statement of Net Position)	\$	280,441,862

**The accompanying notes are an integral part of these financial statements.*

State of New Mexico
Albuquerque Metropolitan Arroyo Flood Control Authority

BASIC FINANCIAL STATEMENTS

Statement of Revenues, Expenditures, and Changes in Fund Balances – Governmental Funds

For Fiscal Year Ended June 30, 2025

	General Fund	Debt Service Fund	Capital Projects Fund	Acquisitions & Savings Fund	Agency & Area Wide Fund	Total Governmental Funds
REVENUES						
Property taxes	\$ 4,812,500	\$ 13,660,135	-	\$ -	\$ -	\$ 18,472,635
Investments	1,863,376	-	-	-	-	1,863,376
Revenue from jointly funded projects	-	-	665,169	-	468,419	1,133,588
Other	20,531	-	576	38,857	-	59,964
Total revenues	6,696,407	13,660,135	665,745	38,857	468,419	21,529,563
EXPENDITURES						
Current						
General government	2,598,052	-	-	50,592	-	2,648,644
Flood control	2,147,608	-	249,059	-	1,355,793	3,752,460
Planning, engineering, research and development	433,702	-	-	-	-	433,702
Stormwater Quality	252,248	-	-	-	-	252,248
Capital outlay	9,192	-	8,934,244	768,186	924,807	10,636,429
Debt service						
Bond principal retirement	-	11,675,000	-	-	-	11,675,000
Interest and fixed charges	-	2,077,525	-	-	-	2,077,525
Bond issuance costs	-	-	138,201	-	-	138,201
Total expenditures	5,440,802	13,752,525	9,321,504	818,778	2,280,600	31,614,209
Excess (deficiency) of revenues over expenditures	1,255,605	(92,390)	(8,655,759)	(779,921)	(1,812,181)	(10,084,646)
OTHER FINANCING SOURCES AND USES						
Transfers in	-	-	-	1,000,000	2,700,000	3,700,000
Transfers (out)	(1,000,000)	-	(2,700,000)	-	-	(3,700,000)
Proceeds from sale of land	290,000	-	-	-	-	290,000
Face amount from bond sales	-	-	12,500,000	-	-	12,500,000
Bond premium issuance	-	-	876,833	-	-	876,833
Total other financing sources and uses	(710,000)	-	10,676,833	1,000,000	2,700,000	13,666,833
Net change in fund balances	545,605	(92,390)	2,021,074	220,079	887,819	3,582,187
Fund balances, beginning of year	10,073,879	15,020,897	21,310,555	874,580	1,679,638	48,959,549
Fund balances, end of year	\$ 10,619,484	\$ 14,928,507	23,331,629	\$ 1,094,659	\$ 2,567,457	\$ 52,541,736

**The accompanying notes are an integral part of these financial statements.*

**State of New Mexico
Albuquerque Metropolitan Arroyo Flood Control Authority**

BASIC FINANCIAL STATEMENTS

**Reconciliation of the Statement of Revenues, Expenditures, and Changes in Fund Balances to the
Statement of Activities – Governmental Activities**

For Fiscal Year Ended June 30, 2025

Net change in fund balances - governmental funds	\$ 3,582,187
Amounts reported for governmental activities in the statement of activities are different because:	
In the governmental funds, proceeds from long-term debt are reported as revenues	(12,500,000)
In the governmental funds, payments from long-term debt are reported as expenditures	11,675,000
Bond premium is not amortized for fund financial statement purposes, but is for governmental activities - current year amortization	790,595
Bond premiums are included as other revenues for fund financial statement purposes, but are capitalized for governmental activities	(876,833)
In the statement of activities, certain operating expenses - compensated absences payable and accrued interest payable are measured by the amounts incurred during the year. In the governmental funds, however expenditures are measured by the amount of financial resources used (essentially the amounts actually paid). The (increase) decrease in the liabilities for the year was:	
Compensated absences payable	(191,638)
Accrued interest payable	24,511
In the governmental funds, pension expense is the actual contributions made to PERA, in the entity wide statements, amounts are shown as a net pension liability, deferred outflows (net of subsequent contributions). The net adjustment for the year was:	
	(485,023)
In the governmental funds, OPEB expense is the actual contributions made to NMRHCA and for life insurance, in the entity wide statements, amounts are shown as a net OPEB liability, deferred outflows, and deferred inflows. The net adjustment for the year was:	
Change in OPEB Life insurance from Prior year	264,163 6,925
Delinquent property taxes receivable, net of allowance for doubtful accounts, are not available financial resources and therefore are reported as deferred inflows in the fund financial statements. The decrease in the net receivable for the year was:	
	266,967
The governmental funds report capital outlays as expenditures. However, in the statement of net position, the cost of capital assets is allocated over their estimated useful lives and reported as depreciation expense. In the current year, these amounts were:	
Excess of capital outlay expenditures which were capitalized over noncapitalized	10,636,429
Book value of capital assets disposed	(303,996)
Depreciation	(4,664,923)
Changes in net position of governmental activities (statement of activities)	<u>\$ 8,224,364</u>

**The accompanying notes are an integral part of these financial statements.*



State of New Mexico
Albuquerque Metropolitan Arroyo Flood Control Authority

BASIC FINANCIAL STATEMENTS

Statement of Revenues, Expenditures, and Changes in Fund Balance Budget and Actual – General Fund

For Fiscal Year Ended June 30, 2025

	Budget Original	Budget Final	Actual Amount Budgetary Basis	Variance Positive (Negative)
Revenues				
Property taxes	\$ 4,599,005	\$ 4,599,005	\$ 4,812,500	\$ 213,495
Investment Income	40,000	790,000	1,863,376	1,073,376
Revenue - other	44,167	44,167	20,531	(23,636)
Total revenues	4,683,172	5,433,172	6,696,407	1,263,235
Expenditures				
Salary and related payroll costs	3,996,804	3,996,804	3,535,105	461,699
Flood Control	914,025	1,094,025	1,020,748	73,277
Stormwater quality	234,746	234,746	160,044	74,702
Planning, Engineering, and R&D	24,000	24,000	1,098	22,902
General & Administrative	455,015	455,015	417,128	37,887
Information Technology	240,947	310,947	179,592	131,355
Governmental Body	127,050	127,050	127,087	(37)
Total expenditures	5,992,587	6,242,587	5,440,802	801,785
Excess (deficiency) of revenues over expenditures before other financing sources and uses	(1,309,415)	(809,415)	1,255,605	2,065,020
Other financing sources and uses				
Sale of Land	-	-	290,000	290,000
Transfers to other funds	(500,000)	(1,000,000)	(1,000,000)	-
Total other financing and uses	(500,000)	(1,000,000)	(710,000)	290,000
Net change in fund balance	(1,809,415)	(1,809,415)	545,605	2,355,020
Fund Balance, beginning of year	10,073,879	10,073,879	10,073,879	-
Fund Balance, end of year	\$ 8,264,464	\$ 8,264,464	\$ 10,619,484	\$ 2,355,020

**The accompanying notes are an integral part of these financial statements.*

State of New Mexico
Albuquerque Metropolitan Arroyo Flood Control Authority

BASIC FINANCIAL STATEMENTS

Statement of Fiduciary Net Position - Fiduciary Funds

June 30, 2025

	Total Custodial Funds
ASSETS	
Cash in bank	<u>\$ 310,616</u>
Total assets	<u>310,616</u>
LIABILITIES	
Accounts payable	<u>145,458</u>
Total liabilities	<u>145,458</u>
NET POSITION	
Restricted	
Other organizations	<u>165,158</u>
Total net position	<u>\$ 165,158</u>

**The accompanying notes are an integral part of these financial statements.*

State of New Mexico
Albuquerque Metropolitan Arroyo Flood Control Authority

BASIC FINANCIAL STATEMENTS

Statement of Changes in Fiduciary Net Position – Fiduciary Funds

For Fiscal Year Ended June 30, 2025

	<u>Total Custodial Funds</u>
ADDITIONS	
Contributions	
Participation	\$ 267,471
Total additions	<u>267,471</u>
DEDUCTIONS	
Professional services	204,631
Educational outreach	44,871
Other	<u>20,264</u>
Total deductions	<u>269,766</u>
Net increase(deficiency) in fiduciary net position	(2,295)
Net position, beginning of year	<u>167,453</u>
Net position, end of year	<u><u>\$ 165,158</u></u>

**The accompanying notes are an integral part of these financial statements.*

State of New Mexico
Albuquerque Metropolitan Arroyo Flood Control Authority

BASIC FINANCIAL STATEMENTS
NOTES TO FINANCIAL STATEMENTS

June 30, 2025

NOTE A – ORGANIZATION AND SUMMARY OF SIGNIFICANT ACCOUNTING POLICIES

1. Organization and Reporting Entity

The Albuquerque Metropolitan Arroyo Flood Control Authority (“AMAFCA” or “the Authority”) is a political subdivision of the State of New Mexico, created in 1963 under the Arroyo Flood Control Act (NMSA 1978, §§72-16-1 through 72-16-103). The Authority is governed by a five-member elected Board of Directors responsible for establishing policy, levying ad valorem taxes, approving budgets, authorizing debt, and overseeing operations. The Board appoints an Executive Engineer/Director who administers day-to-day activities.

These financial statements are prepared in accordance with accounting principles generally accepted in the United States of America (GAAP). The Governmental Accounting Standards Board (GASB) establishes GAAP for state and local governments.

REPORTING ENTITY

The Authority is considered a primary government under GASB Statement Nos. 14, 39, 61, and 80. In determining whether potential component units should be included, the Authority considers financial accountability and whether their exclusion would make the financial statements misleading. The Authority has no component units for the year ended June 30, 2025.

2. Basis of Presentation

The basic financial statements include both government-wide and fund financial statements.

GOVERNMENT-WIDE FINANCIAL STATEMENTS

The Statement of Net Position and Statement of Activities present information on the Authority as a whole, using the economic resources measurement focus and accrual basis of accounting. Internal balances and transactions between governmental funds are eliminated in these statements.

FUND FINANCIAL STATEMENTS

The fund financial statements provide detailed information about the Authority’s individual funds. Governmental funds use the current financial resources measurement focus and the modified accrual basis of accounting, which emphasizes near-term inflows and outflows of spendable resources.

Given the Authority’s fund structure and operational significance, all governmental funds are reported as major funds. All major funds are listed below:

General Fund - The primary operating fund, used to account for all financial resources not required to be accounted for in another fund. This fund also includes contingency amounts.

Debt Service Fund - Accounts for the accumulation of resources for and the payment of principal and interest on general obligation bonds.



State of New Mexico
Albuquerque Metropolitan Arroyo Flood Control Authority

**BASIC FINANCIAL STATEMENTS
NOTES TO FINANCIAL STATEMENTS**

June 30, 2025

Capital Projects Fund - Accounts for bond proceeds and other resources used for constructing major capital facilities and related improvements.

Acquisition & Savings Fund - A capital projects fund used to accumulate resources for general capital outlay and for significant non-recurring expenditures that do not occur annually.

Agency & Area-Wide Fund - A capital projects fund used to account for pooled resources from multiple entities when a consolidated construction contract is awarded to complete multiple smaller projects for their benefit.

FIDUCIARY FUNDS

Fiduciary activities are reported in separate Custodial Fund statements. These funds account for resources held by the Authority on behalf of external entities and are therefore excluded from the government-wide financial statements. The Authority maintains three custodial funds for collaborative stormwater, water quality, and public safety initiatives.

Ditch and Water Safety Task Force Fund – This fund is used to promote water and ditch safety in the community and is financed by contributions from several agencies.

Middle Rio Grande MS4 CMC Fund – This fund is used to account for the pooling of funds by various entities to meet compliance requirements related to the MS4 Permit and the sampling of storm water.

Storm Water Quality Coordinator Fund – This fund is used to promote better water quality in the Albuquerque area and is financed by contributions from several agencies.

3. Measurement Focus and Basis of Accounting

The government-wide financial statements and the fiduciary fund financial statements are reported using the economic resources measurement focus and the accrual basis of accounting. Under this basis, revenues are recognized when earned and expenses are recognized when a liability is incurred, regardless of the timing of related cash flows.

The governmental fund financial statements are reported using the current financial resources measurement focus and the modified accrual basis of accounting. Under this basis:

- **Revenues** are recognized when they are measurable and available to finance expenditures of the current period. The Authority considers revenues to be available if they are collected within 60 days of year-end.
- **Property taxes** are recognized as revenue in the period for which they are levied, except for amounts not collected within 60 days, which are reported as deferred inflows of resources.
- **Expenditures** are recognized when the related fund liability is incurred, except for:
 - principal and interest on long-term debt, which are recorded when due; and
 - certain compensated absence amounts, which are recorded when they are expected to be liquidated with expendable available resources.

State of New Mexico
Albuquerque Metropolitan Arroyo Flood Control Authority

BASIC FINANCIAL STATEMENTS
NOTES TO FINANCIAL STATEMENTS

June 30, 2025

Intergovernmental revenues are recognized when all applicable eligibility requirements are met in accordance with GASB Statement No. 33. Resources received before eligibility requirements are met are reported as unearned revenue.

Internal activity between governmental funds is eliminated in the government-wide financial statements.

4. Budgetary Accounting

The Authority's budgets are prepared on the modified accrual basis of accounting, consistent with the basis used for governmental fund financial statements. Annual budgets are adopted for all governmental funds in accordance with NMSA 1978, §§6-6-1 through 6-6-6 and the budget regulations of the New Mexico Department of Finance and Administration, Local Government Division (DFA-LGD).

The legal level of budgetary control is the fund level. The Authority's Board adopts the original budget through a public hearing process, after which the budget is submitted to DFA-LGD for approval. Budget adjustments between funds or increases to total fund appropriations require approval from both the Board and DFA-LGD. At year-end, budgeted appropriations lapse.

Although the Authority does not use a formal encumbrance system, it monitors commitments and expenditures through internal procedures, including the use of purchase orders and monthly expenditure tracking. Budget-to-actual results are reviewed by management throughout the year and are reported to the Board monthly as part of the Authority's regular financial reporting process. Actual expenditures may not legally exceed the total fund appropriation, including authorized beginning fund balances.

The Authority's budget for the fiscal year ended June 30, 2025, was properly approved by the Board and DFA-LGD and was subsequently amended during the fiscal year.

5. Cash, Cash Equivalents, and Investments

Cash includes deposits held with financial institutions and balances maintained in the New Mexico State Treasurer's Local Government Investment Pool (LGIP). The Authority considers all highly liquid investments with an original maturity of three months or less to be cash equivalents.

The Authority's cash is pooled for investment purposes. Investments are reported at fair value, except for the LGIP, which is reported at amortized cost as permitted by the State Treasurer's investment policy. The fair value of the LGIP is based on information provided by the New Mexico State Treasurer. Interest income is allocated to funds in accordance with the Authority's Board-adopted Cash & Investment Policy (Resolution 2024-24).

The Authority's cash management and investment activities are governed by its Cash & Investment Policy, which emphasizes safety of principal, liquidity, and a reasonable rate of return, and by the provisions of the Public Money Act (NMSA 1978, §6-10-1 et seq.) and other applicable state statutes governing public funds.



State of New Mexico
Albuquerque Metropolitan Arroyo Flood Control Authority

BASIC FINANCIAL STATEMENTS
NOTES TO FINANCIAL STATEMENTS

June 30, 2025

6. Receivables and Property Taxes

Receivables in the governmental funds consist of property taxes receivable and project and other receivables. Property taxes for operations and debt service are levied by Bernalillo County on behalf of the Authority based on assessed valuations as of January 1, with collections beginning in November and May of each fiscal year. Property taxes attach as an enforceable lien on January 1 of each year.

Property tax revenues are recognized in the governmental funds when they are measurable and available, which the Authority defines as collected within 60 days after fiscal year-end. Amounts not collected within this period are recorded as deferred inflows of resources. At June 30, 2025, deferred inflows related to property taxes totaled \$619,513, consisting of \$188,243 in the General Fund and \$431,270 in the Debt Service Fund.

Project and other receivables consist of amounts due project related intergovernmental and other reimbursements. These receivables are recognized when earned and are considered fully collectible. At June 30, 2025, project and other receivables totaled \$127,176, including \$6,002 in the General Fund, \$102,142 in the Capital Projects Fund, and \$19,032 in the Acquisitions & Savings Fund.

At June 30, 2025, receivables in the governmental funds were as follows:

- Property taxes receivable (net): \$1,025,825
- Deferred inflows (delinquent/unavailable): \$619,513
- Project and other receivables: \$127,176

7. Interfund Balances and Transfers

Interfund balances represent amounts owed between funds and are reported as “due to” or “due from” other funds. These balances arise from short-term timing differences and are expected to be repaid within the following fiscal year. There were no interfund balances outstanding at June 30, 2025.

8. Capital Assets

Capital assets include land, easements, buildings, improvements, infrastructure, equipment, and software that are used in operations and have useful lives extending beyond a single reporting period. Capital assets are reported in the government-wide financial statements and are recorded at historical cost, or at acquisition value on the date received for donated or contributed assets.

In accordance with the capitalization policy and NMSA 1978, §12-6-10, the Authority utilizes a capitalization threshold of \$5,000 per item or project. Purchases costing \$5,000 or less are expensed when incurred. Expenditures that maintain an asset in its normal operating condition are expensed, while additions or improvements that extend an asset’s useful life or functionality are capitalized.

Depreciation is recorded using the straight-line method with no salvage value over the following estimated useful lives:

<u>Asset Class</u>	<u>Useful Life</u>
Office furniture, fixtures, and equipment	5 years

State of New Mexico
Albuquerque Metropolitan Arroyo Flood Control Authority

BASIC FINANCIAL STATEMENTS
NOTES TO FINANCIAL STATEMENTS

June 30, 2025

Maintenance tools and automotive equipment	7 years
Stormwater quality equipment	5 years
Telemetry equipment	5–40 years
Office and maintenance buildings	40 years
Infrastructure (channels, dams, ponds, pipes)	70 years

Construction in progress represents accumulated project costs for assets not yet placed in service and is not depreciated.

The Authority does not capitalize interest on capital projects. It is customary for the Authority to receive infrastructure constructed by developers or partner agencies and to transfer completed facilities to other governmental entities when appropriate. Contributed capital assets are recorded as program revenues in the Statement of Activities and capitalized at acquisition value. Transfers of assets to other governments are recorded as non-capitalized project costs.

9. Compensated Absences

Employees earn vacation and sick leave in accordance with Authority policy. Vacation leave is payable upon termination or retirement. Sick leave is not paid upon separation except to the extent employees convert sick leave to vacation under the Authority’s annual conversion provisions or use accumulated sick leave prior to retirement. Compensatory time is payable when used or upon termination.

Effective July 1, 2024, the Authority implemented GASB Statement No. 101, Compensated Absences. Under GASB 101, a liability is recognized when (1) leave is attributable to past service, (2) the leave has not been used, and (3) it is more likely than not that the leave will be used or paid. The current portion represents the amount expected to be paid within 12 months, rather than the amount expected to be liquidated with expendable available resources under prior guidance.

Measurement Methodology

Compensated absences are measured using employee-specific balances and current pay rates at year-end. The Authority evaluates expected leave usage and payout patterns annually based on historical experience and anticipated retirements. The liability includes vacation leave, compensatory time, and only that portion of sick leave that is expected to be used or converted. Sick leave in excess of the amount expected to be used or converted is not accrued, consistent with GASB 101.

To comply with GASB 101’s expected-payment model, the Authority differentiates between two employee groups:

1. General Use (GU) Employees – Not Nearing Retirement

These employees typically do not utilize or convert their full leave balances. Historical experience shows average annual usage of approximately 45 hours of sick leave and 80 hours of vacation leave.

- **Sick Leave:** Up to 45 hours per employee, or the actual balance if lower, is classified as the current portion. Up to an additional 55 hours is classified as long-term, for a maximum of 100 hours of probable sick leave usage per employee. Sick leave above this amount is not accrued because it is not expected to be used or paid.



State of New Mexico
Albuquerque Metropolitan Arroyo Flood Control Authority

**BASIC FINANCIAL STATEMENTS
NOTES TO FINANCIAL STATEMENTS**

June 30, 2025

- **Vacation Leave:** 80 hours per employee, or the actual balance if lower, is considered current, with remaining hours classified as long-term. All vacation leave is ultimately expected to be paid, and therefore the entire balance is included in the liability.

2. Probable Use (PU) Employees – Nearing Retirement

Employees close to retirement are expected to use or be paid for all accrued leave, due to PERA conversion rules and established payout provisions. However, because it is more likely than not that not all such employees will retire within the next fiscal year, the Authority applies a probability-based split:

- **Current: 30%** of accrued sick and vacation leave is classified as current, with a probable payout or use within 12 months
- **Long Term: 70%** is classified as long-term, representing amounts expected to be paid beyond one year

For employees in this group who have submitted retirement notice or are otherwise expected to separate within one year, the Authority recognizes a liability equal to the amount reasonably estimated to be paid, consistent with GASB 101 paragraph 12. In such cases, the liability is not allocated using the 30%/70% model but is instead measured based on the specific expected payout.

10. Long Term Obligations

Long-term obligations are reported in the government-wide financial statements using the economic resources measurement focus and the accrual basis of accounting. Long-term liabilities include general obligation bonds, compensated absences, and any other obligations expected to be paid over more than one reporting period.

In the fund financial statements, governmental funds report long-term obligations only to the extent that they have matured and are expected to be paid with expendable available resources. The face amount of debt issued is reported as an Other Financing Source, while principal repayments are recorded as expenditures when due.

General Obligation Bonds

General obligation bonds are backed by the full faith and credit of the Authority and are payable from ad valorem taxes levied on all taxable property within the Authority's boundaries. Bond premiums or discounts, when applicable, are amortized over the life of the bonds using a method that approximates the effective interest method.

Unspent bond proceeds are reported as restricted fund balance in the governmental fund financial statements and as restricted net position in the government-wide financial statements, because their use is legally restricted for voter-authorized capital improvements and debt-related purposes. The Authority does not capitalize interest on constructed assets and does not engage in advanced refundings or defeased debt transactions.

Compensated Absences

State of New Mexico
Albuquerque Metropolitan Arroyo Flood Control Authority

BASIC FINANCIAL STATEMENTS
NOTES TO FINANCIAL STATEMENTS

June 30, 2025

The Authority records a liability for compensated absences in accordance with GASB Statement No. 101, recognizing leave when a future payment is earned, measurable, and probable. The liability is measured using current pay rates and is classified as:

- **Due within one year**, representing leave expected to be paid or used within the next twelve months; and
- **Long-term**, representing estimated payments beyond one year.

Other Long-Term Obligations

Other long-term liabilities of the Authority include net pension and OPEB obligations, which are measured and reported in accordance with the applicable GASB standards.

11. Deferred Outflows and Deferred Inflows of Resources

Deferred outflows of resources represent a consumption of net position that applies to future reporting periods and will be recognized as an expense or other outflow in those future periods. The Authority reports deferred outflows primarily for pension and other postemployment benefit (OPEB) related items in accordance with applicable GASB standards.

Deferred inflows of resources represent an acquisition of net position that applies to future reporting periods and will be recognized as revenue or another inflow in those periods. For governmental funds, property tax revenues that are not collected within the Authority's availability period are reported as deferred inflows of resources under the modified accrual basis of accounting. Deferred inflows also include amounts related to pension and OPEB reporting requirements.

12. Pensions

The Authority participates in the New Mexico Public Employees Retirement Association (PERA), a cost-sharing, multiple-employer defined benefit pension plan. For purposes of measuring the Authority's proportionate share of the net pension liability, deferred outflows of resources, deferred inflows of resources, and pension expense, the fiduciary net position of PERA and additions to/deductions from PERA's fiduciary net position are determined using the economic resources measurement focus and the accrual basis of accounting.

For this purpose, benefit payments, which include refunds of employee contributions, are recognized when due and payable in accordance with the plan terms. PERA's investments are reported at fair value.

The Authority recognizes its proportionate share of PERA amounts in accordance with GASB Statement No. 68, as amended. Detailed information about the Authority's proportionate share, contribution requirements, and related deferred outflows/inflows is presented in Note F – Pension Plan of the accompanying financial statements.

13. Other Postemployment Benefits (OPEB) - Healthcare

The Authority participates in the New Mexico Retiree Health Care Authority (NMRHCA), a cost-sharing, multiple-employer defined benefit other postemployment benefit (OPEB) plan that provides healthcare coverage for qualifying retirees. For purposes of measuring the Authority's proportionate share of the



State of New Mexico
Albuquerque Metropolitan Arroyo Flood Control Authority

BASIC FINANCIAL STATEMENTS
NOTES TO FINANCIAL STATEMENTS

June 30, 2025

net OPEB liability, deferred outflows of resources, deferred inflows of resources, and OPEB expense, the fiduciary net position of NMRHCA and additions to/deductions from that fiduciary net position are determined using the economic resources measurement focus and the accrual basis of accounting.

Benefit payments are recognized by NMRHCA when due and payable in accordance with the plan terms. Plan investments are reported at fair value.

The Authority recognizes its proportionate share of the collective net OPEB liability and related amounts in accordance with GASB Statement No. 75. Additional information regarding plan provisions, eligibility requirements, assumptions, and the Authority's proportionate share is presented in Note G – Other Postemployment Benefits (Healthcare) of these financial statements.

14. Other Postemployment Benefits (OPEB) - Life Insurance

The Authority provides a separate other postemployment benefit (OPEB) in the form of retiree life insurance coverage. The plan is administered through The Hartford Group Benefits Division. The Authority pays the full cost of retiree life insurance premiums.

Because the Authority participates in the same group policy as the City of Albuquerque and has similar employee demographics, the Authority measures its net OPEB liability for life insurance using the alternative measurement method permitted under GASB Statement No. 75 for small, single-employer benefit arrangements where an actuarial valuation is not required. The Authority uses the most recent actuarial valuation prepared for the City of Albuquerque and adjusts it as follows:

- Current number of active and retired participants
- Plan benefits provided through The Hartford

Under this method, the Authority estimates a per-participant liability amount derived from the larger-city valuation and applies it to active and retired members covered under the Authority's plan. The resulting net OPEB liability, along with related deferred outflows and inflows of resources and OPEB expense, is recognized in accordance with GASB 75.

15. Noncash Capital Contributions

The Authority routinely receives noncash capital contributions in the form of land, easements, drainage channels, ponds, dams, and other flood control infrastructure constructed or donated by developers, other governmental entities, or project partners. These assets become the ongoing responsibility of the Authority.

Noncash capital contributions are recorded in the government-wide financial statements at acquisition value as of the date the assets are received, in accordance with GASB Statement No. 33 and GASB Statement No. 34. These contributions are recognized as program revenues and are capitalized as capital assets.

In certain cases, the Authority also transfers assets it has constructed to other governmental entities for long-term ownership and maintenance. When such transfers occur, the carrying value of the asset is removed from the Authority's capital assets, and the transaction is reported as a non-capital expenditure in the appropriate function.

State of New Mexico
Albuquerque Metropolitan Arroyo Flood Control Authority

BASIC FINANCIAL STATEMENTS
NOTES TO FINANCIAL STATEMENTS

June 30, 2025

16. Risk Management

The Authority is exposed to various risks of loss related to torts; theft of, damage to, or destruction of assets; errors and omissions; injuries to employees; and natural disasters. The Authority obtains coverage for these risks through participation in the New Mexico Self-Insurance Fund (NMSIF), which provides public entities with pooled insurance protection.

Coverage obtained through NMSIF includes:

- General liability
- Automobile liability and physical damage
- Property and equipment coverage
- Public officials' liability and errors and omissions
- Workers' compensation
- Cybersecurity and data breach coverage (if applicable under the pooled agreement)

The Fund is self-sustaining through member premiums and reinsures itself in excess of certain limits through commercial insurance carriers. Premiums are based on the Authority's exposures and historical claims experience.

The Authority's policy is to record claims and judgments when they become probable and reasonably estimable, consistent with GASB Statements No. 10 and 30. The Authority has not experienced significant reductions in coverage from prior years, nor have settlement amounts exceeded insurance coverage in any of the past three fiscal years.

At June 30, 2025, the Authority had no outstanding claims that meet the criteria for accrual in the accompanying financial statements.

17. Net Position

Net position in the government-wide financial statements is classified into the following categories:

Net Investment in Capital Assets

Net investment in capital assets consists of capital assets, net of accumulated depreciation, reduced by outstanding debt that is attributable to the acquisition, construction, or improvement of those assets. This category also includes any related deferred inflows and outflows of resources. Unspent bond proceeds and construction-related payables associated with capital projects are included in this calculation in accordance with GASB standards.

Restricted Net Position

Restricted net position represents resources whose use is constrained to specific purposes by:

- externally imposed requirements (such as bond covenants or statutory provisions), or
- laws or regulations of other governments.



State of New Mexico
Albuquerque Metropolitan Arroyo Flood Control Authority

BASIC FINANCIAL STATEMENTS
NOTES TO FINANCIAL STATEMENTS

June 30, 2025

Resources restricted for debt service and voter-approved capital improvements are reported in this category. The Authority has no net position restricted by enabling legislation, as defined under GASB guidance.

Unrestricted Net Position

Unrestricted net position represents all other net resources that are not included in the categories above. These resources may be used for any purpose authorized by the Authority's Board of Directors.

18. Fund Balance

Governmental fund balances are classified in accordance with GASB Statement No. 54, which establishes a hierarchy that establishes the use of resources. Fund balance classifications are as follows:

Nonspendable Fund Balance

Amounts that cannot be spent because they are not in spendable form or are legally or contractually required to remain intact. Examples include inventories, prepaid items, deposits, and long-term receivables.

Restricted Fund Balance

Represents resources subject to externally enforceable legal restrictions imposed by:

- state law, including the Authority's enabling legislation, which limits the use of operating mill levy revenues to flood control purposes;
- bond covenants and debt agreements; and
- voter authorization associated with general obligation bond programs.

Restricted fund balance primarily relates to flood control construction and maintenance, debt service, and voter-approved capital projects.

Committed Fund Balance

Amounts that can only be used for specific purposes pursuant to formal action of the Authority's Board of Directors, typically through resolution. Board commitments may be modified or rescinded only by the same formal action. Committed amounts include reserves for subsequent year's expenditures, contingencies, and other Board-designated purposes.

Assigned Fund Balance

Amounts intended for specific purposes but does not meet the criteria to be classified as restricted or committed. Assignments may be made by the Board or by an official to whom the Board has delegated authority. In governmental funds other than the General Fund, assigned fund balance is the residual classification.

Unassigned Fund Balance

This is the residual classification for the General Fund and includes all amounts not contained in other classifications. Only the General Fund may report a positive unassigned fund balance.

**State of New Mexico
Albuquerque Metropolitan Arroyo Flood Control Authority**

**BASIC FINANCIAL STATEMENTS
NOTES TO FINANCIAL STATEMENTS**

June 30, 2025

Minimum Fund Balance Policy

In April 2016, the Board adopted Resolution 2016-05 Cash Reserves, requiring the General Fund to maintain a minimum unassigned fund balance of 25% of the subsequent year's budgeted General Fund expenditures, which is equivalent to approximately three months of operating expenditures. This target aligns with the guidance issued by the New Mexico Department of Finance and Administration for counties' general fund cash balances. The reserve is intended to ensure adequate cash flow and financial stability. At June 30, 2025, the Authority complied with this policy.

Spending Policy

When multiple categories of fund balance are available for expenditure, the Authority typically uses resources in the following order:

1. Restricted
2. Committed
3. Assigned
4. Unassigned

However, the Authority reserves the right to selectively use unassigned resources first when doing so is in the best interest of financial management.

19. Use of Estimates

The preparation of financial statements in conformity with accounting principles generally accepted in the United States of America (GAAP) requires management to make estimates and assumptions that affect the reported amounts of assets, liabilities, deferred outflows and inflows of resources, and disclosures of contingent items at the date of the financial statements, as well as the reported amounts of revenues and expenditures during the reporting period. Actual results could differ from those estimates.

Significant estimates include, but are not limited to, the valuation of capital assets, compensated absences (including the application of GASB Statement No. 101), net pension liability, OPEB liabilities, allowances for uncollectible accounts, and the allocation of current versus long-term portions of certain obligations.

20. Subsequent Events

Subsequent events have been evaluated through December 1, 2025, the date at which the financials were available for issuance. During this period, no events occurred that require recognition in the financial statements or disclosure in this note.

NOTE B – CASH AND INVESTMENTS

The Albuquerque Metropolitan Arroyo Flood Control Authority (“the Authority”) invests its funds in accordance with Resolution 2024-24, Cash & Investment Policy, and the statutory authority provided in §§ 72-16-22 and 6-10-10 through 6-10-17, NMSA 1978. Authorized investments include interest-bearing demand accounts, the State Treasurer's Local Government Investment Pool (LGIP), U.S. Treasury and agency securities, and other instruments permitted under New Mexico law.



State of New Mexico
Albuquerque Metropolitan Arroyo Flood Control Authority

BASIC FINANCIAL STATEMENTS
NOTES TO FINANCIAL STATEMENTS

June 30, 2025

Deposits and Custodial Credit Risk

At June 30, 2025, the Authority had total deposits of \$330,616 held in demand deposit accounts at Wells Fargo Bank. Deposits are insured by the Federal Deposit Insurance Corporation (FDIC) up to \$250,000 per institution. The remaining \$80,616 was uninsured and therefore subject to custodial credit risk under GASB Statement No. 40.

In accordance with § 6-10-17, NMSA 1978, financial institutions holding public funds must pledge collateral for uninsured deposits. The Authority requires collateralization at 50% of the uninsured balance. Throughout the fiscal year, Wells Fargo maintained collateral in excess of statutory and policy requirements. Additional detail is presented in the Schedule of Pledged Collateral.

The following schedule shows the reconciliation between the amounts reflected by the Authority's financial institutions and the amounts reflected in the financial statements under the caption "Cash" in the government-wide financial statements. Balances as reflected by financial institutions at June 30, 2025:

Wells Fargo, Albuquerque, NM - all are demand deposit accounts except for Ditch and Water Safety accounts

Cash balances per depository at June 30, 2025:

General Checking	\$ 20,000
Ditch & Water Safety Task Force	75,235
Mid Rio Grande MS4 CMC	83,324
Storm Quality Education	<u>152,057</u>
Total deposits	330,616
Less fiduciary funds - cash and savings accounts	(310,616)
Net carrying value at June 30, 2025	<u>\$ 20,000</u>
Shown as:	
General Fund	20,000
Total cash per government-wide financial statements	<u>\$ 20,000</u>

Investments

At June 30, 2025, the Authority held 100% of its investments in the New Mexico State Treasurer's Local Government Investment Pool (LGIP), with a reported balance of \$53,302,920.

LGIP Disclosures

- Rated AAAM by Standard & Poor's

**State of New Mexico
Albuquerque Metropolitan Arroyo Flood Control Authority**

**BASIC FINANCIAL STATEMENTS
NOTES TO FINANCIAL STATEMENTS**

June 30, 2025

- Weighted average maturity (WAM) is presented using both reset (WAM-R) and final (WAM-F) maturities, as reported by the New Mexico LGIP. WAM-R reflects the interest-rate reset dates of variable-rate securities, while WAM-F reflects the final stated maturity dates.
 - Weighted average maturity: 18 days (WAM-R) and 75 days (WAM-F)
- As an external investment pool, the LGIP is exempt from custodial credit risk, concentration risk, and foreign currency risk disclosures
- Participation is voluntary, and the Authority does not influence LGIP investment decisions
- LGIP financial statements are available at www.nmsto.gov

Following are the investment amounts by fund that are included in the State Treasurer Local Government Investment Pool as of June 30, 2025:

General Fund	\$ 11,029,294
Debt Service Fund	14,632,134
Capital Projects Fund	23,768,296
Acquisitions & Savings Fund	1,092,842
Agency & Area Wide Fund	<u>2,780,354</u>
 Total governmental funds	 <u><u>\$ 53,302,920</u></u>

NOTE C – PROPERTY TAXES AND PROPERTY TAX RECEIVABLES

Property Tax Authorization and Collection

Property taxes for the Authority are levied and collected by the Bernalillo County Treasurer. Property taxes become a lien on real property on January 1 of each tax year, the statutory valuation and levy date. Taxes are billed in two equal installments, due on November 10 and April 10. Under § 7-38-38, NMSA 1978, taxes become delinquent 30 days after each due date.

Property taxes are the personal obligation of the owner of record on the valuation date, and they constitute a lien on the related property until paid. Delinquent taxes may be enforced through personal judgment or through tax-lien sale proceedings in accordance with state statute.

Constitutional and Statutory Tax Rate Limitations

Article VIII, Section 2 of the New Mexico Constitution limits property taxes for operational purposes to \$20.00 per \$1,000 of assessed value for all overlapping jurisdictions within Bernalillo County. This limitation does not apply to debt service levies, or special levies approved by voters.

Operational levy growth is restricted by § 7-37-7.1, NMSA 1978 (Yield Control Statute), which limits year-over-year revenue growth to prior-year revenue plus inflationary growth (not to exceed 5%), and revenue from net new construction. Debt service levies are exempt from this limitation.

Authority Mill Levies

For Tax Year 2024 (collected in Fiscal Year 2025), the Authority levied:

- **Debt Service Levy:**



State of New Mexico
Albuquerque Metropolitan Arroyo Flood Control Authority

BASIC FINANCIAL STATEMENTS
NOTES TO FINANCIAL STATEMENTS

June 30, 2025

0.675 mills on all taxable property within the Authority.

- **Operating Levy:**

- 0.172 mills on residential property

- 0.477 mills on nonresidential property

These rates were certified by the County Assessor in accordance with state law.

Property Tax Receivables

Property tax receivables represent outstanding levies collectible by the Bernalillo County Treasurer on behalf of the Authority. Receivables at June 30, 2025 were as follows:

Receivables	
Property taxes - available	\$ 406,312
Property taxes, net of allowance of \$109,762 for doubtful accounts - unavailable	<u>619,513</u>
Total receivables	<u>\$ 1,025,825</u>

Availability and Deferred Inflows of Resources

Under the modified accrual basis of accounting, property tax revenue is recognized only when it is measurable and available, defined by the Authority as collectible within 60 days of year-end.

- The available portion (\$406,312) is recognized as revenue in the governmental funds.
- The unavailable portion (\$619,513) is recorded as a deferred inflow of resources.

Under the accrual basis (government-wide financial statements), the full receivable is recognized as revenue, net of estimated uncollectible amounts.

Delinquent taxes are secured by statutory liens and are considered collectible, though some collections may occur beyond one year.



State of New Mexico
Albuquerque Metropolitan Arroyo Flood Control Authority

BASIC FINANCIAL STATEMENTS
NOTES TO FINANCIAL STATEMENTS

June 30, 2025

NOTE D – CHANGES IN CAPITAL ASSETS

A summary of changes in capital assets follows:

	June 30, 2024	Additions	Transfers	Sales or Other Dispositions	June 30, 2025
Capital assets not being depreciated					
Infrastructure:					
Land acquisition	\$ 56,576,539	\$ 3,039,270	\$ -	\$ (290,000)	\$ 59,325,809
Construction in progress	7,889,972	6,651,671	(4,509,992)	-	10,031,651
Total capital assets not being depreciated	64,466,511	9,690,941	(4,509,992)	(290,000)	69,357,460
Capital assets being depreciated					
Operations:					
Office furniture , fixtures, and equipment	99,269	17,215	-	(44,365)	72,119
Maintenance tools and automotive equipment	2,982,038	777,377	-	(132,958)	3,626,457
Stormwater quality equipment	33,823	-	-	(33,823)	-
Telemetry equipment	940,890	-	-	-	940,890
Office and maintenance buildings	1,879,166	-	-	-	1,879,166
Infrastructure:					
Utility relocations	2,036,609	-	-	-	2,036,609
Dams, channels and other improvements	305,664,181	150,896	4,509,992	-	310,325,069
Total capital assets being depreciated	313,635,976	945,488	4,509,992	(211,146)	318,880,310
Total capital assets	378,102,487	10,636,429	-	(501,146)	388,237,770
Less accumulated depreciation					
Office furniture , fixtures, and equipment	(71,359)	(8,861)	-	44,365	(35,855)
Maintenance tools and automotive equipment	(2,211,040)	(219,336)	-	132,958	(2,297,418)
Stormwater quality equipment	(19,827)	-	-	19,827	-
Telemetry equipment	(568,074)	(18,801)	-	-	(586,875)
Office and maintenance buildings	(959,016)	(21,180)	-	-	(980,196)
Infrastructure	(83,669,105)	(4,396,745)	-	-	(88,065,850)
Total accumulated depreciation	(87,498,421)	(4,664,923)	-	197,150	(91,966,194)
Capital assets, net of accumulated depreciation	\$ 290,604,066	\$ 5,971,506	\$ -	\$ (303,996)	\$ 296,271,576

Depreciation expense is calculated using the straight-line method over estimated useful lives and is allocated to functions based on the proportionate use of related capital assets. Depreciation was charged to governmental activities as follows for the year ended June 30, 2025:

General government	\$ 30,041
Flood control	<u>4,634,882</u>
Total depreciation	<u>\$ 4,664,923</u>

State of New Mexico
Albuquerque Metropolitan Arroyo Flood Control Authority

BASIC FINANCIAL STATEMENTS
NOTES TO FINANCIAL STATEMENTS

June 30, 2025

At June 30, 2025, construction in progress (CIP) consisted of costs incurred to date on ongoing flood control, water-quality, and infrastructure improvement projects. CIP represents projects that were not yet placed into service as of year-end and therefore are not being depreciated.

Construction in progress as of June 30, 2025, consisted of the following:

	June 30, 2024	additions	Inter- project Transfer	Deletions/ Transfers to Other Entities	Transfer to Capital Assets	June 30, 2025
Agency Area-Wide XII						
Engineering	-	324,517	-	-	-	324,517
Construction	-	294,348	-	-	-	294,348
AMAFCA Building Expansion						
Engineering	239,482	52,229	-	-	-	291,711
Construction	1,407,347	2,527,930	-	-	-	3,935,277
AMAFCA Misc XI						
Engineering	-	2,263	-	-	2,263	-
Amole Dam, Channel & WQ Ponds						
Engineering	154,010	29,640	-	-	183,650	-
Construction	996,254	-	-	-	996,254	-
Black Mesa Ph 1 Manholes						
Engineering	-	29,428	-	-	-	29,428
Black Mesa Phase 1A 3 Dam Outlet						
Engineering	-	28,531	-	-	-	28,531
Black Mesa 3 Dam Outlet LOMR						
Engineering	150,874	16,462	-	-	167,336	-
Calabacillas MB GCS 3a1 & 3b1						
Engineering	320,337	103,777	-	-	-	424,114
Chamisa Pond Expansion						
Engineering	123,140	1,862	-	-	-	125,002
Corrales Main Corral						
Engineering	-	593	-	-	-	593
Desert Pond						
Engineering	673	-	-	-	-	673
Grantline Lining						
Engineering	46,650	13,661	-	-	-	60,311
Construction	500,622	-	-	-	-	500,622
Guac-Amole Dam						
Engineering	-	61,510	-	-	-	61,510

State of New Mexico
Albuquerque Metropolitan Arroyo Flood Control Authority

BASIC FINANCIAL STATEMENTS
NOTES TO FINANCIAL STATEMENTS

June 30, 2025

	June 30, 2024	additions	Inter- project Transfer	Deletions/ Transfers to Other Entities	Transfer to Capital Assets	June 30, 2025
Hubble Dam Expansion Engineering	600,357	301,438	-	-	-	901,795
Ladera Dam 5 Diversion Engineering	232,140	3,407	-	-	235,547	-
Construction	1,150,412	1,770,009	-	-	2,920,421	-
NDB Dam Expand Engineering	-	4,521	-	-	4,521	-
North Diversion Channel - Edith to Paseo del Norte Engineering	-	16,397	-	-	-	16,397
North & South Diversion Channel Engineering	-	222,965	-	-	-	222,965
North Pino Channel & WQ Engineering	101,306	-	-	-	-	101,306
Pino Aux Spillway Engineering	54,878	87,506	-	-	-	142,384
SDB Diversion and Main Chanel Engineering	-	56,594	-	-	-	56,594
Swineburn Dam GCS Engineering	66,285	241,420	-	-	-	307,705
Tijeras Sediment Removal Engineering	-	232,136	-	-	-	232,136
Zuni Dallas Regional Pond Land	992,762	-	-	-	-	992,762
Relocation & Clearing	252,252	-	-	-	-	252,252
Engineering	395,381	228,527	-	-	-	623,908
Construction	104,810	-	-	-	-	104,810
	<u>7,889,972</u>	<u>6,651,671</u>	<u>-</u>	<u>-</u>	<u>4,509,992</u>	<u>10,031,651</u>

The detail of construction in progress project additions, deletions and transfers are as follows:

**State of New Mexico
Albuquerque Metropolitan Arroyo Flood Control Authority**

**BASIC FINANCIAL STATEMENTS
NOTES TO FINANCIAL STATEMENTS**

June 30, 2025

ADDITIONS	
Additions from the Capital Projects fund	\$ 5,666,731
Additions from the Agency & Area Wide fund	<u>984,940</u>
2025 construction in progress additions	<u><u>6,651,671</u></u>
TRANSFERS TO CAPITAL ASSETS	
Transfers to Infrastructure	4,509,992
2025 transfers to capital assets	<u><u>4,509,992</u></u>

Deletions from construction in progress consist of studies and research projects that do not result in a constructed asset and infrastructure constructed by AMAFCA but owned by another entity, and therefore do not meet the capitalization criteria for infrastructure assets.

Funding of CIP

All financing required for construction and engineering services is provided through previously issued general obligation bonds and Capital Project Fund revenues, consistent with AMAFCA's multi-year capital improvement program.

Outstanding Commitments

As of June 30, 2025, the Authority had outstanding commitments for construction contracts, professional services, and joint funding agreements totaling approximately \$10,060,886. These commitments are cancellable with notice in accordance with contract terms.



**State of New Mexico
Albuquerque Metropolitan Arroyo Flood Control Authority**

**BASIC FINANCIAL STATEMENTS
NOTES TO FINANCIAL STATEMENTS**

June 30, 2025

NOTE E – GENERAL OBLIGATION BONDS PAYABLE & PREMIUMS

The Authority issues general obligation bonds for the purpose of acquiring, constructing, extending, bettering, altering, reconstructing, repairing, or improving flood control facilities within the Authority’s jurisdiction. Bond repayments are financed through ad valorem property tax levies, which are accumulated in the Debt Service Fund. All bonds are backed by the full faith and credit of the Authority.

Changes in Long-Term Debt

The changes in general obligation bonds payable for the fiscal year ended June 30, 2025, are as follows:

	June 30, 2024	Additions	Deletions	June 30, 2025	Due Within One Year
General obligation bonds payable	\$ 58,695,000	\$ 12,500,000	(11,675,000)	\$ 59,520,000	\$ 12,200,000
Bond premium	7,201,762	876,833	-	\$ 8,078,595	-
Bond premium amortization	(3,384,086)	(790,595)	-	\$ (4,174,681)	779,275
Total	\$ 62,512,676	\$ 12,586,238	\$ (11,675,000)	\$ 63,423,914	\$ 12,979,275

Legal Debt Limit

Under § 72-16-13, NMSA 1978, the Authority is subject to a statutory general obligation debt limit.

- During FY25, the applicable limit remained \$80,000,000.
- Effective July 1, 2025, Senate Bill 100 increased the statutory limit to \$120,000,000.
- This new limit will apply beginning in FY26.

Debt Margin

- Legal debt limit in effect for FY25: \$80,000,000
- Total general obligation debt outstanding: \$59,520,000
- Available legal debt margin: \$20,480,000

At June 30, 2025, the Authority utilized 74.4% of its statutory debt capacity, leaving 25.6% available for future general obligation bond issuance.

Bond Premiums

Bond premiums are capitalized in the government-wide financial statements and amortized as a component of interest expense over the life of the related debt using the straight-line method, which approximates the effective interest method. As of June 30, 2025, unamortized bond premiums totaled \$8,078,595, and accumulated amortization totaled \$4,174,681. Amortization expense for the current fiscal year was \$790,595.

State of New Mexico
Albuquerque Metropolitan Arroyo Flood Control Authority

BASIC FINANCIAL STATEMENTS
NOTES TO FINANCIAL STATEMENTS

June 30, 2025

The following is the detail for each issue outstanding as of June 30, 2025:

Series 2016

Original amount: \$12,500,000
 Interest rate - 2.0% to 4.0%

Year ended June 30,	Annual Requirements		
	Principal	Interest	Total
2026	1,750,000	17,500	1,767,500
	\$ 1,750,000	\$ 17,500	\$ 1,767,500

Series 2017

Original amount: \$12,500,000
 Interest rate - 4.0% to 5.0%

Year ended June 30,	Annual Requirements		
	Principal	Interest	Total
2026	1,025,000	79,625	1,104,625
2027	1,080,000	27,000	1,107,000
	\$ 2,105,000	\$ 106,625	\$ 2,211,625



State of New Mexico
Albuquerque Metropolitan Arroyo Flood Control Authority

BASIC FINANCIAL STATEMENTS
NOTES TO FINANCIAL STATEMENTS

June 30, 2025

Series 2018

Original amount: \$12,500,000

Interest rate - 3.0 - 5.0%

Year ended June 30,	Annual Requirements		
	Principal	Interest	Total
2026	1,200,000	106,850	1,306,850
2027	1,260,000	57,950	1,317,950
2028	1,300,000	19,500	1,319,500
	\$ 3,760,000	\$ 184,300	\$ 3,944,300

Series 2019

Original amount: \$12,500,000

Interest rate - 2.0 - 4.0%

Year ended June 30,	Annual Requirements		
	Principal	Interest	Total
2026	1,385,000	134,000	1,519,000
2027	1,315,000	80,000	1,395,000
2028	1,385,000	39,850	1,424,850
2029	1,300,000	13,000	1,313,000
	\$ 5,385,000	\$ 266,850	\$ 5,651,850

Series 2020

Original amount: \$12,500,000

Interest rate - 2.0 - 4.0%

Year ended June 30,	Annual Requirements		
	Principal	Interest	Total
2026	1,200,000	203,000	1,403,000
2027	2,000,000	155,000	2,155,000
2028	2,000,000	105,000	2,105,000
2029	2,000,000	65,000	2,065,000
2030	2,250,000	22,500	2,272,500
	\$ 9,450,000	\$ 550,500	\$ 10,000,500

State of New Mexico
Albuquerque Metropolitan Arroyo Flood Control Authority

BASIC FINANCIAL STATEMENTS
NOTES TO FINANCIAL STATEMENTS

June 30, 2025

Series 2022

Original amount: \$12,500,000

Interest rate - 2.0 - 4.0%

Year ended June 30,	Annual Requirements		
	Principal	Interest	Total
2026	650,000	299,750	949,750
2027	650,000	267,250	917,250
2028	650,000	234,750	884,750
2029	950,000	194,750	1,144,750
2030	950,000	147,250	1,097,250
2031-2033	2,850,000	175,750	3,025,750
	<u>\$ 6,700,000</u>	<u>\$ 1,319,500</u>	<u>\$ 8,019,500</u>

Series 2023A

Original amount: \$12,500,000

Interest rate - 4.0 - 5.0%

Year ended June 30,	Annual Requirements		
	Principal	Interest	Total
2026	1,025,000	394,625	1,419,625
2027	1,025,000	343,375	1,368,375
2028	1,025,000	292,125	1,317,125
2029	1,025,000	240,875	1,265,875
2030	1,025,000	189,625	1,214,625
2031-2034	4,100,000	328,000	4,428,000
	<u>\$ 9,225,000</u>	<u>\$ 1,788,625</u>	<u>\$ 11,013,625</u>

Series 2023B

Original amount: \$12,500,000

Interest rate - 5.0%

Year ended June 30,	Annual Requirements		
	Principal	Interest	Total
2026	965,000	408,125	1,373,125
2027	965,000	359,857	1,324,857
2028	965,000	311,625	1,276,625
2029	965,000	263,375	1,228,375
2030	965,000	215,125	1,180,125
2031-2034	3,820,000	379,000	4,199,000
	<u>\$ 8,645,000</u>	<u>\$ 1,937,107</u>	<u>\$ 10,582,107</u>



State of New Mexico
Albuquerque Metropolitan Arroyo Flood Control Authority

BASIC FINANCIAL STATEMENTS
NOTES TO FINANCIAL STATEMENTS

June 30, 2025

Series 2025

Original amount: \$12,500,000

Interest rate - 5.0%

Year ended June 30,	Annual Requirements		
	Principal	Interest	Total
2026	3,000,000	446,962	3,446,962
2027	1,060,000	427,700	1,487,700
2028	1,060,000	374,700	1,434,700
2029	1,060,000	321,700	1,381,700
2030	1,060,000	268,700	1,328,700
2031-2035	5,260,000	570,500	5,830,500
	\$ 12,500,000	\$ 2,410,262	\$ 14,910,262

Total All Series

Year ended June 30,	Annual Requirements		
	Principal	Interest	Total
2026	12,200,000	2,090,437	14,290,437
2027	9,355,000	1,718,132	11,073,132
2028	8,385,000	1,377,550	9,762,550
2029	7,300,000	1,098,700	8,398,700
2030	6,250,000	843,200	7,093,200
2031-2035	16,030,000	1,453,250	17,483,250
	\$ 59,520,000	\$ 8,581,269	\$ 68,101,269

State of New Mexico
Albuquerque Metropolitan Arroyo Flood Control Authority

BASIC FINANCIAL STATEMENTS
NOTES TO FINANCIAL STATEMENTS

June 30, 2025

NOTE F – PUBLIC EMPLOYEES' RETIREMENT PLAN

Plan description

Public Employees Retirement Fund is a cost-sharing, multiple employer defined benefit pension plan. This fund has six divisions of members, including State General, State Police/Adult Correction Officers, Municipal General, Municipal Police/Detention Officers, Municipal Fire, and State Legislative Divisions, and offers 24 different types of coverage within the PERA plan. All assets accumulated may be used to pay benefits, including refunds of member contributions, to any of the plan members or beneficiaries, as defined by the terms of this plan. Certain coverage plans are only applicable to a specific division.

Eligibility for membership in the Public Employees Retirement Fund is set forth in the Public Employees Retirement Act (Chapter 10, Article 11, NMSA 1978). Except as provided for in the Volunteer Firefighters Retirement Act (10-11A-1 to 10-11A-8, NMSA 1978), the Judicial Retirement Act (10-12B-1 to 10-12B-19, NMSA 1978), the Magistrate Retirement Act (10-12C-1 to 10-12C-18, NMSA 1978), and the Educational Retirement Act (Chapter 22, Section 11, NMSA 1978), each employee and elected official of every affiliated public employer is required to be a member in the Public Employees Retirement Fund, unless specifically excluded. PERA issues a publicly available annual comprehensive financial report that can be obtained at <https://www.nmpera.org/financial-overview/>.

Benefits provided

Benefits are generally available at age 65 with five or more years of service or after 25 years of service regardless of age for TIER I members. Provisions also exist for retirement between ages 60 and 65, with varying amounts of service required. Certain police and fire members may retire at any age with 20 or more years of service for Tier I members. Generally, the amount of retirement pension is based on final average salary, which is defined under Tier I as the average of salary for the 36 consecutive months of credited service producing the largest average; credited service; and the pension factor of the applicable coverage plan. Monthly benefits vary depending upon the plan under which the member qualifies, ranging from 2% to 3.5% of the member's final average salary per year of service. The maximum benefit that can be paid to a retiree may not exceed a range of 60% to 100% of the final average salary, depending on the division. Benefits for duty and non-duty death and disability and for post-retirement survivors' annuities are also available. A blended pension benefit is equal to the sum of the pension attributable to the service credit the member has accrued under each coverage plan with different pension factors, for service credit earned after July 1, 2013.

TIER II

The retirement age and service credit requirements for normal retirement for PERA state and municipal general members hired increased effective July 1, 2013. Under the new requirements (Tier II), general members are eligible to retire at any age if the member has at least five years of service credit and the sum of the member's age and service credit equals at least 85 or at age 65 with 5 or more years of service credit. General members hired on or before June 30, 2013 (Tier I) remain eligible to retire at any age with 25 or more years of service credit. Under Tier II, police and firefighters in Plans 3, 4 and 5 are eligible to retire at any age with 25 or more years of service credit. State police and adult correctional officers, peace officers and municipal juvenile detention officers will remain in 25-year retirement plans, however, service credit will no longer be enhanced by 20%. Senate Bill 145 passed during the 2023 Legislative Session and provide the 20% enhanced service credit to certain state police members who had not previously been eligible. All public safety members in Tier II may retire at age 60 with 5 or more years of service credit.



**State of New Mexico
Albuquerque Metropolitan Arroyo Flood Control Authority**

**BASIC FINANCIAL STATEMENTS
NOTES TO FINANCIAL STATEMENTS**

June 30, 2025

Generally, under Tier II, pension factors were reduced by .5%. The computation of final average salary increased as the average of salary for 60 consecutive months.

Contributions

The Authority participates in PERA Municipal Plan 3. Under the Plan as of July 1, 2024 (FY 2025), the required employee contribution is 16.15% and the employer contribution is 11.3% of covered salary. The annual pension factor is 3.0% for Tier I members and 2.5% for Tier II members. The maximum pension benefit under the Plan is 100% of final average salary.

PERA Fund Contribution Rates and Pension Factors in effect during FY25						
Coverage Plan	Employee Contribution Percentage		Employer Contribution Percentage	Pension Factor per year of Service		Pension Maximum as a Percentage of the Final Average Salary
	Annual Salary less than \$25,000	Annual Salary greater than \$25,000		TIER 1	TIER 2	
Municipal Plan 3 (Plan closed to new employers 6/95)	16.15%	16.15%	11.30%	3.00%	2.50%	100.00%

Pension Liabilities, Pension Expense, and Deferred Outflows of Resources and Deferred Inflows of Resources Related to Pensions

At June 30, 2025, the Authority reported a liability of \$4,418,691 for its proportionate share of the net pension liability. The net pension liability was measured as of June 30, 2024, and the total pension liability used to calculate the net pension liability was determined by an actuarial valuation as of June 30, 2023. The total pension liability was rolled forward from the valuation date to the plan year ending June 30, 2024 using generally accepted actuarial principles. Therefore, the employer's portion was established as of the measurement date of June 30, 2024. There were no significant events or changes in benefit provision that required an adjustment to the roll-forward liabilities as of June 30, 2024. The Authority's proportion of the net pension liability was based on a projection of the Authority's long-term share of contributions to the pension plan relative to the projected contributions of all participating entities, actuarially determined. At June 30, 2025, the Authority's proportion was 0.18%, which is the same as the proportion measured as of June 30, 2024.

For the year ended June 30, 2025, the Authority recognized pension expense of \$474,453. At June 30, 2025, the Authority reported deferred outflows of resources and deferred inflows of resources related to pensions from the following sources:

**State of New Mexico
Albuquerque Metropolitan Arroyo Flood Control Authority**

**BASIC FINANCIAL STATEMENTS
NOTES TO FINANCIAL STATEMENTS**

June 30, 2025

	Deferred Outflows of Resources	Deferred Inflows of Resources
The Authority's contributions subsequent to the measurement date	\$ 256,458	\$ -
Differences between expected and actual experience	419,642	16,478
Changes in assumptions	142,075	-
Net difference between projected and actual earnings on pension plan investments	183,612	
Changes in proportion and differences between the Authority contributions and proportionate share of contributions	144,512	11,836
Total	\$ 1,146,299	\$ 28,314

\$256,458 reported as deferred outflows of resources related to pensions resulting from the Authority's contributions subsequent to the measurement date will be recognized as a reduction of the net pension liability in the year ended June 30, 2025. Other amounts reported as deferred outflows of resources and deferred inflows of resources related to pensions will be recognized in pension expense as follows:

Year ended June 30:	
2025	\$ 287,878
2026	516,593
2027	76,705
2028	(19,649)
2029	
Total	\$ 861,527

Actuarial assumptions.

The total pension liability in the June 30, 2024 actuarial valuation was determined using the following significant actuarial assumptions, applied to all periods included in the measurement:

Actuarial valuation date	June 30, 2023
Actuarial cost method	Entry age normal
Amortization method	Level Percentage of Payroll for all divisions except for the Legislative division which is Level Dollar
Amortization period	25 years
Actuarial assumptions:	

**State of New Mexico
Albuquerque Metropolitan Arroyo Flood Control Authority**

**BASIC FINANCIAL STATEMENTS
NOTES TO FINANCIAL STATEMENTS**

June 30, 2025

<ul style="list-style-type: none"> • Investment rate of return 	<p>7.25% per year, net of investment-related expenses (composed of an assumed 2.50% inflation rate and a 4.75% real rate of return)</p>
<ul style="list-style-type: none"> • Salary increases 	<p>3.25% to 13.50% per year</p>
<ul style="list-style-type: none"> • Includes inflation at 	<p>2.50%</p>
<ul style="list-style-type: none"> • Mortality Assumption 	<p>Pre-retirement mortality: PUB-2010 General Employees Mortality table, projected with the ultimate rates from the MP-2020 mortality improvement scale using a base year of 2010. For non-public safety group, 25% of in-service deaths are assumed to be duty related and 35% are assumed to be duty-related for public safety groups. Post-retirement mortality (non-disabled): PUB-2010 General Mortality table, Below Median Income, projected with the ultimate rates from the MP-2020 mortality improvement scale using a base year of 2010.</p>
<ul style="list-style-type: none"> • Experience Study Dates 	<p>The Board adopted new actuarial assumptions on May 30, 2024 based on the 2024 actuarial experience study prepared as of June 30, 2023. Experience study was conducted for July 1, 2018 to June 30, 2023.</p>

The total pension liability, net pension liability, and certain sensitivity information are based on an actuarial valuation performed as of June 30, 2023. The total pension liability was rolled-forward from the valuation date to the plan year ended June 30, 2024. These assumptions were adopted by the Board use in the June 30, 2024 actuarial valuation.

The long-term expected rate of return on pension plan investments was determined using statistical analysis in which best estimate ranges of expected real rates of returns (expected returns, net of pension plan investment expense and inflation adjusted) are developed for each major asset class. These ranges are combined to produce the long-term expected rate of return by weighting the expected future real rates of return by the target asset allocation percentage. The target allocation and most recent best estimates of arithmetic real rates of return for each major asset class are summarized in the following table:

State of New Mexico
Albuquerque Metropolitan Arroyo Flood Control Authority

BASIC FINANCIAL STATEMENTS
NOTES TO FINANCIAL STATEMENTS

June 30, 2025

ALL FUNDS - Asset Class	<u>Target Allocation %</u>	<u>Long Term Expected Real Rate of Return %</u>
Global Equity	46%	3.90
Core Fixed Income	13%	2.20
Credit	17%	0.30
Absolute Return	6%	2.60
Real Assets	<u>18%</u>	5.90
Total	100%	

Discount rate

A single discount rate of 7.25% was used to measure the total pension liability as of June 30, 2024. This single discount rate was based on a long-term expected rate of return on pension plan investments of 7.25%, compounded annually, net of expense. Based on the stated assumptions and the projection of cash flows, the plan's fiduciary net position and future contributions were projected to be available to finance all projected future benefit payments of current plan members. Therefore, the long-term expected rate of return on pension plan investments was applied to all periods of projected benefit payments to determine the total pension liability.

The projections of cash flows used to determine this single discount rate assumed that plan member and employer contributions will be made at the current statutory levels

Sensitivity of the Authority's proportionate share of the net pension liability to changes in the discount rate

The following presents the Authority's proportionate share of the net pension liability calculated using the discount rate of 7.25 percent, as well as what the Authority's proportionate share of the net pension liability would be if it were calculated using a discount rate that is 1-percentage-point lower (6.25 percent) or 1-percentage-point higher (8.25 percent) than the current rate:

	<u>1% Decrease (6.25%)</u>	<u>Current Discount Rate (7.25%)</u>	<u>1% Increase (8.25%)</u>
The Authority's proportionate share of the net pension liability	\$ 6,355,699	\$ 4,418,691	\$ 2,817,418

Pension plan fiduciary net position

Detailed information about the pension plan's fiduciary net position is available in separately issued financial reports for PERA.

Payables to the pension plan

The Authority has \$0 in payables due to NM PERA.

**State of New Mexico
Albuquerque Metropolitan Arroyo Flood Control Authority**

**BASIC FINANCIAL STATEMENTS
NOTES TO FINANCIAL STATEMENTS**

June 30, 2025

NOTE G – POST-EMPLOYMENT BENEFITS – STATE RETIREE HEALTH CARE PLAN

Plan Description

Employees of the Authority are provided with OPEB through the Retiree Health Care Fund (the Fund)—a cost-sharing multiple-employer defined benefit OPEB plan administered by the New Mexico Retiree Health Care Authority (NMRHCA). NMRHCA was formed February 13, 1990, under the New Mexico Retiree Health Care Act (the Act) of New Mexico Statutes Annotated, as amended (NMSA 1978), to administer the Fund under Section 10-7C-1-19 NMSA 1978. The Fund was created to provide comprehensive group health insurance coverage for individuals (and their spouses, dependents and surviving spouses) who have retired or will retire from public service in New Mexico.

NMRHCA is an independent agency of the State of New Mexico. The funds administered by NMRHCA are considered part of the State of New Mexico financial reporting entity and are OPEB trust funds of the State of New Mexico. NMRHCA's financial information is included with the financial presentation of the State of New Mexico.

Benefits Provided

The Fund is a multiple employer cost sharing defined benefit healthcare plan that provides eligible retirees (including terminated employees who have accumulated benefits but are not yet receiving them), their spouses, dependents and surviving spouses and dependents with health insurance and prescription drug benefits consisting of a plan, or optional plans of benefits, that can be contributions to the Fund and by co-payments or out-of-pocket payments of eligible retirees.

Employees covered by benefit terms

At June 30, 2024, the Fund's measurement date, the following employees were covered by the benefit terms:

Plan membership	
Current retirees and surviving spouses	52,978
Inactive and eligible for deferred benefit	12,552
Current active members	<u>93,595</u>
Total	<u>159,125</u>
Active Membership	
State general	18,462
State police and corrections	1,260
Municipal general	17,283
Municipal police	3,169
Municipal fire	2,419
Educational Retirement Board	<u>51,002</u>
Total	<u>93,595</u>

State of New Mexico
Albuquerque Metropolitan Arroyo Flood Control Authority

BASIC FINANCIAL STATEMENTS
NOTES TO FINANCIAL STATEMENTS

June 30, 2025

Contributions

Employer and employee contributions to the Fund total 3% for non-enhanced retirement plans and 3.75% of enhanced retirement plans of each participating employee's salary as required by Section 10-7C-15 NMSA 1978. The contributions are established by statute and are not based on an actuarial calculation. All employer and employee contributions are non-refundable under any circumstance, including termination of the employer's participation in the Fund. Contributions to the Fund from the Authority were \$45,778 for the year ended June 30, 2025.

OPEB Liabilities, OPEB Expense, and Deferred Outflows of Resources and Deferred Inflow of Resources Related to OPEB

At June 30, 2025, the Authority reported a liability of \$623,836 for its proportionate share of the net OPEB liability. The net OPEB liability was measured as of June 30, 2024, and the total OPEB liability used to calculate the net OPEB liability was determined by an actuarial valuation as of June 30, 2023. The Authority's proportion of the net OPEB liability was based on actual contributions provided to the Fund for the year ended June 30, 2024. At June 30, 2024, the Authority's proportion was 0.03495 percent.

For the year ended June 30, 2025, the Authority recognized OPEB income of (\$264,163). At June 30, 2025, the Authority reported deferred outflows of resources and deferred inflows of resources related to OPEB from the following sources:

	Deferred Outflows of Resources	Deferred Inflows of Resources
The Authority's contributions subsequent to the measurement date	\$ 45,778	\$ -
Differences between expected and actual experience	6,686	65,162
Changes in assumptions	116,735	395,597
Net difference between projected and actual earnings on pension plan investments	5,576	-
Changes in proportion and differences between the Authority contributions and proportionate share of contributions	94,070	23,995
Total	\$ 268,845	\$ 484,754

The Authority's net OPEB liability and related amounts do not agree with the New Mexico Retiree Health Care Authority's Schedule of Employer Allocations and OPEB Amounts by Employer (RHC) for the year ended June 30, 2025. The Authority's RHC had previously been maintained as a portion of the City of Albuquerque's allocations and was determined between the Authority and the City at June 30, 2019. The

**State of New Mexico
Albuquerque Metropolitan Arroyo Flood Control Authority**

**BASIC FINANCIAL STATEMENTS
NOTES TO FINANCIAL STATEMENTS**

June 30, 2025

Authority is now accounted for separately in the RHC allocations, however, the RHC amounts don't agree due to previously recognized balances by the Authority leading to differences in amortization which will agree in future years.

Deferred outflows of resources totaling \$45,778 represent Authority contributions to the Fund made subsequent to the measurement date and will be recognized as a reduction of net OPEB liability in the year ended June 30, 2025. Other amounts reported as deferred outflows of resources and deferred inflows of resources will be recognized in OPEB expense as follows:

Year ended June 30:	
2025	\$ (83,971)
2026	(101,008)
2027	(57,028)
2028	(7,548)
2029	<u>(12,132)</u>
	<u>(261,687)</u>

Actuarial Assumption

The total OPEB liability was determined by an actuarial valuation as of June 30, 2023, using the following actuarial assumptions:

Actuarial valuation date	June 30, 2023
Actuarial cost method	Entry age normal, level percent of pay, calculated on individual employee basis
Asset valuation method	Market value of assets
Actuarial assumptions:	
• Inflation	2.30% for ERB members, 2.50% for PERA members
• Projected payroll increases	3.00% to 13.00% based on years of service, including inflation
• Investment rate of return	7.00%, net of OPEB plan investment expense and margin for adverse deviation including inflation
• Health care cost trend rate	8% graded down to 4.5% over 14 years for Non-Medicare medical plan costs and 8.5% graded down to 4.5% over 16 years for Medicare medical plan costs

**State of New Mexico
Albuquerque Metropolitan Arroyo Flood Control Authority**

**BASIC FINANCIAL STATEMENTS
NOTES TO FINANCIAL STATEMENTS**

June 30, 2025

<ul style="list-style-type: none"> • Mortality 	<p>ERB members: 2020 GRS Southwest Region Teacher Mortality Table, set back one year (and scaled at 95% for males). Generational mortality improvements in accordance with the Ultimate MP scales are projected from the year 2020.</p> <p>PERA members: Headcount-Weighted RP-2014 Blue Collar Annuitant Mortality, set forward one year for females, projected generationally with Scale MP-2017 times 60%.</p>
---	---

Rate of Return

The long-term expected rate of return on OPEB plan investments was determined using a building-block method in which the expected future real rates of return (net of investment fees and inflation) are developed for each major asset class. These returns are combined to produce the long-term expected rate of return by weighting the expected future real rates of return by the target asset allocation percentage, adding expected inflation and subtracting expected investment expenses and a risk margin. The target allocation and projected arithmetic real rates of return for each major asset class, after deducting inflation, but before investment expenses, used in the derivation of the long-term expected investment rate of return assumptions.

The best estimates for the long-term expected rate of return is summarized as follows:

Asset Class	<u>Long Term Rate of Return</u>
U.S. core fixed income	1.6
U.S. equity - large cap	6.9
Non U.S. - emerging markets	8.7
Non U.S. - developed equities	7.2
Private equity	9.9
Credit and structured finance	3.7
Real estate	3.6
Real return	3.2
U.S. equity - small/mid cap	6.9

Discount Rate

The discount rate used to measure the total OPEB liability is 7.00% as of June 30, 2024. The projection of cash flows used to determine the discount rate assumed that employer contributions will be made at rates proportional to the actuary determined contribution rates. For this purpose, employer contributions that are intended to fund benefits of current plan members and their beneficiaries are included. Projected employer contributions that are intended to fund the service costs for future plan members and their beneficiaries are included. Based on those assumptions, the OPEB plan's fiduciary net position was projected to be available to make all projected future benefit payments for current plan members. The 7.00% assumed investment return on plan assets, which includes the assumed inflation rate of 2.50%, was used to calculate the net OPEB liability.



**State of New Mexico
Albuquerque Metropolitan Arroyo Flood Control Authority**

**BASIC FINANCIAL STATEMENTS
NOTES TO FINANCIAL STATEMENTS**

June 30, 2025

Sensitivity of the net OPEB liability to changes in the discount rate and healthcare cost trend rates

The following presents the net OPEB liability, calculated using the discount rate of 7.00% as of June 30, 2024, as well as what the Fund's net OPEB liability would be if it were calculated using a discount rate that is 1-percent lower or 1-percent higher than the current rate:

	1% Decrease (6.00%)	Current Discount Rate (7.00%)	1% Increase (8.00%)
The Authority's proportionate share of the net pension liability	\$ 786,698	\$ 623,836	\$ 490,331

The following presents the net OPEB liability of the Authority, as well as what the Authority's net OPEB liability would be if it were calculated using healthcare cost trend rates that are 1-percentage-point lower or 1-percentage-point higher than the current healthcare cost trend rates:

	1% Decrease	Current Trend Rate	1% Increase
The Authority's proportionate share of the trend rates	\$ 482,093	\$ 623,836	\$ 987,847

OPEB plan fiduciary net position

Detailed information about the OPEB plan's fiduciary net position is available in NMRHCA's audited financial statements for the year ended June 30, 2024.

Payable Changes in the Net OPEB Liability

At June 30, 2025, the Authority reported no payables for outstanding contributions due to NMRHCA for the year ended June 30, 2025.

NOTE H - TRANSFERS

During the fiscal year ended June 30, 2025, the Authority made interfund transfers to provide funding for non-recurring capital and non-capital expenditures, including joint project expenditures when applicable. Transfers are authorized annually by the Board as part of the budget process.

Fund From	To	Amount
General Fund	Acquisitions & Savings	\$1,000,000
Capital Projects Fund	Agency & Areawide	\$2,700,000

NOTE I - INTERFUND RECEIVABLES AND PAYABLES

There were no interfund receivables and payables as of June 30, 2025.

NOTE J – FUND BALANCES – DESIGNATED FOR CONTINGENCIES

In April 2016, the Board of Directors adopted Resolution 2016-05 Cash Reserves, which established several contingency reserves within the General Fund. These reserves are intended to provide financial stability and ensure the Authority can respond to emergencies, unanticipated operational needs, and flood control priorities. All contingency reserves were properly funded as of June 30, 2025.

**State of New Mexico
Albuquerque Metropolitan Arroyo Flood Control Authority**

**BASIC FINANCIAL STATEMENTS
NOTES TO FINANCIAL STATEMENTS**

June 30, 2025

Operating Cash Reserves (3/12ths of operating budget) – This reserve shall be 3/12th of the subsequent year’s operating budget. To provide financial stability against significant one-time expenditures and fluctuations in revenue collections.

- Balance at June 30, 2025: \$1,560,647

Infrastructure Emergency Reserve – This reserve may be used only by Board action for emergency purposes. The reserve must be maintained at a minimum of 1.5% of the total cost of AMAFCA’s audited infrastructure assets.

- Most recently audited infrastructure value (FY25 ACFR): \$312,361,664
- Required minimum reserve (1.5%): \$4,685,425

Board of Directors Contingency Reserve – This reserve may be used at the discretion of the Board for flood control purposes. Any use or adjustment requires formal Board action.

- Balance at June 30, 2025: \$500,000

Executive Engineer/Director Contingency Reserve – This reserve may be used by the Executive Engineer/Director without Board approval, generally for “stop-gap” or emergency operational needs.

- Balance at June 30, 2025: \$400,000

Insurance & Other Operating Reserve – This reserve may be used by the Executive Engineer/Director to fund unplanned or unbudgeted operating expenses that are unusual in nature or infrequent in occurrence.

- Balance at June 30, 2025: \$200,000

NOTE K – RISK MANAGEMENT

The Authority is exposed to various risks of loss including tort liability; theft, damage, or destruction of assets; errors and omissions; employee injuries; and natural disasters. To manage these risks, the Authority participates in the New Mexico Self-Insurers’ Fund (NMSIF), a statewide governmental risk pool that provides insurance coverage to public entities. Premiums are determined based on exposure units and the Authority’s claims history.

Insurance Coverage

The Authority maintained the following coverages through the New Mexico Self-Insurers’ Fund:

Worker’s Compensation

a. Name of insurance agent	New Mexico Self-Insurers' Fund
b. Policy Number	4020W
c. Amount of coverage	Unlimited/statutory
d. Expiration date	6/30/2025
e. Premium paid	\$11,437

Property

a. Name of insurance agent	New Mexico Self-Insurers' Fund
b. Policy Number	4020P
c. Amount of coverage	Scheduled Values
d. Expiration date	6/30/2025
e. Premium paid	\$2,084

General Liability

a. Name of insurance agent	New Mexico Self-Insurers' Fund
b. Policy Number	4020L
c. Amount of coverage	\$1,050,000 per occurrence
d. Expiration date	6/30/2025



**State of New Mexico
Albuquerque Metropolitan Arroyo Flood Control Authority**

**BASIC FINANCIAL STATEMENTS
NOTES TO FINANCIAL STATEMENTS**

June 30, 2025

e. Premium paid \$11,420

Auto Liability

a. Name of insurance agent	New Mexico Self-Insurers' Fund
b. Policy Number	4020L
c. Amount of coverage	\$1,050,000 per occurrence
d. Expiration date	6/30/2025
e. Premium paid	\$4,773

Civil Rights

a. Name of insurance agent	New Mexico Self-Insurers' Fund
b. Policy Number	4020 and 4020L
c. Amount of coverage	\$5,000,000/occurrence
d. Expiration date	6/30/2025
e. Premium paid	\$1,475

Claims Experience and Litigation

The Authority has not filed any claims during the past three fiscal years in which the settlement amount exceeded the available insurance coverage. If a claim were to exceed policy limits, the Authority would be responsible for the loss in excess of insured amounts.

As claims are reported, the New Mexico Self-Insurers' Fund evaluates and estimates any potential liabilities. The NMSIF administrative office is located at 1231 Paseo de Peralta, Santa Fe, New Mexico 87501.

At June 30, 2025, the Authority had no unpaid claims that were considered probable and reasonably estimable under GASB Statements No. 10 or 30. Management is not aware of any threatened or pending litigation, and there were no known claims exceeding policy limits. All insurance coverages remained in effect through June 30, 2025.

NOTE L – SIGNIFICANT ESTIMATES

The preparation of financial statements in accordance with U.S. generally accepted accounting principles requires management to make estimates and assumptions that affect the amounts reported in the financial statements and related notes. Actual results may differ from those estimates. The most significant estimates used by the Authority include:

Property Tax Receivable and Allowance

Property tax revenues are recognized based on amounts collected by the Bernalillo County Treasurer in June and remitted to the Authority in July and August. Estimated receivables and the related allowance for uncollectible accounts are based on historical collection trends and information provided by the Treasurer's Office.

As of June 30, 2025, the Authority recorded total property tax receivables of \$1,025,825, including an allowance for doubtful accounts of \$109,762.

Depreciation on Capital Assets

Capital asset depreciation is calculated using the straight-line method based on estimated useful lives and functional allocation. Depreciation expense for the year ended June 30, 2025 totaled \$4,664,923, of which \$30,041 was allocated to general government and \$4,634,882 to flood control operations.

**State of New Mexico
Albuquerque Metropolitan Arroyo Flood Control Authority**

**BASIC FINANCIAL STATEMENTS
NOTES TO FINANCIAL STATEMENTS**

June 30, 2025

Pension and OPEB Liabilities

The net pension liability, net OPEB liability, and related deferred inflows/outflows are based on actuarial valuations performed by independent actuaries engaged by the Public Employees Retirement Association (PERA) and the New Mexico Retiree Health Care Authority (NMRHCA). These valuations incorporate economic and demographic assumptions including investment return, inflation, salary increases, mortality, and member behavior. See Notes F and G for detailed information.

Compensated Absences

The estimate for compensated absences is based on employee leave balances and anticipated usage within one year of the reporting date. The Authority estimates that employees will use up to 80 hours of accrued leave in the subsequent fiscal year for General Use employees.

Under GASB Statement No. 101, Compensated Absences, the Authority's year-end liability reflects both (1) leave that employees are expected to use (Probable Use group) and (2) leave that is expected to be paid upon termination.

NOTE M – NEW ACCOUNTING STANDARDS IMPLEMENTATION

Standards Adopted in Fiscal Year 2025

GASB Statement No. 101, Compensated Absences

The Authority implemented GASB 101 effective July 1, 2024. This Statement updates the recognition and measurement criteria for compensated absences to improve consistency and comparability. The Authority evaluated its leave programs and determined:

- No new leave types required recognition under GASB 101; and
- The most significant impact was the requirement to separately evaluate leave expected to be used ("Probable Use") and leave expected to be paid upon termination.

The implementation resulted in a restatement of beginning net position, decreasing it by \$78,030. Other effects were not material.

	June 30, 2024	Net Change	June 30, 2025	Due Within One Year
Compensated absences payable	\$ 227,806	\$ 191,638	\$ 419,444	\$ 172,336

GASB Statement No. 102, Certain Risk Disclosures

The Statement requires additional disclosures for concentrations, constraints, and other vulnerabilities that could significantly affect a government's financial position or operations. The Authority evaluated these criteria and determined that no such conditions exist requiring disclosure for the year ended June 30, 2025.

No other GASB standards became effective during FY25 in a manner that materially affected the Authority.

Standards Issued but Not Yet Implemented

The Governmental Accounting Standards Board has issued the following standards that will be effective in future reporting periods. The Authority is currently evaluating the impact of these Statements; however, management does not expect any to have a material effect on the Authority's financial position or results of operations.



**State of New Mexico
Albuquerque Metropolitan Arroyo Flood Control Authority**

**BASIC FINANCIAL STATEMENTS
NOTES TO FINANCIAL STATEMENTS**

June 30, 2025

GASB Statement No. 103, Financial Reporting Model Improvements

This standard updates key areas of the financial reporting model, including MD&A, governmental fund reporting, and note disclosures. The Authority is reviewing the new requirements and will implement them in FY26.

- Effective for fiscal years beginning after June 15, 2025.

GASB Statement No. 104, Disclosure of Certain Capital Assets

This standard provides new disclosure requirements for certain capital asset categories, including intangible assets. The Authority is evaluating the applicability of these provisions to its capital asset portfolio.

- Effective for fiscal years beginning after June 15, 2025.

Management's Evaluation

Management will continue to monitor the implementation guidance issued by GASB and will incorporate additional requirements as they become effective. At this time, the Authority does not anticipate that future Statements will have a material impact.

NOTE N – JOINT POWERS AGREEMENTS

The Authority is required to disclose all Joint Powers Agreements (JPAs) in accordance with § 11-1-3, NMSA 1978 and the State of New Mexico Office of the State Auditor Rule 2.2.2.10(C)(5) NMAC. A Joint Powers Agreement is a formal agreement between two or more public entities to jointly exercise powers common to each and that requires filing with the Department of Finance and Administration (DFA).

- For the fiscal year ended June 30, 2025, the Authority had no Joint Powers Agreements.

The Authority does, however, enter into joint funding agreements with federal, state, and local governmental partners to support flood control projects; these arrangements do not meet the statutory definition of a Joint Powers Agreement and therefore are disclosed separately in Note D (Construction Commitments) and Note H (Transfers), as applicable.

NOTE O – Restatement of Prior Period

During the year ending June 30, 2025, the Authority had the following change in accounting principle due to the implementation of GASB Statement No. 101:

	Change in Accounting Principle
Govemental Activities	
Net position as previously reported July 1, 2024	272,295,528
Implementation of GASB Statement No. 101	(78,030)
Net position, as adjusted July 1, 2024	272,217,498



North Domingo Baca Dam





State of New Mexico
Albuquerque Metropolitan Arroyo Flood Control Authority

BASIC FINANCIAL STATEMENTS
NOTES TO FINANCIAL STATEMENTS

June 30, 2025

NOTE P – TAX ABATEMENTS

The following are Industrial Revenue Bonds affecting the Authority:

Other Entities Disclosure - AMAFCA - Fiscal Year Ended June 30, 2025				
Agency number for Agency making the disclosure (Abating Agency)	5001	5001	5001	5001
Abating Agency Name	Bernalillo County	Bernalillo County	Bernalillo County	Bernalillo County
Abating Agency Type	County	County	County	County
Tax Abatement Agreement Name	3D Glass Solutions, Inc.	Admiral Beverage Corporation Project	Arroyo Vista Apartments Project	Ben E. Keith Foods
Name of agency affected by abatement agreement (Affected Agency)	Albuquerque Metro Arroyo Flood Control Authority	Albuquerque Metro Arroyo Flood Control Authority	Albuquerque Metro Arroyo Flood Control Authority	Albuquerque Metro Arroyo Flood Control Authority
Agency number of Affected Agency	4003	4003	4003	4003
Agency type of Affected Agency	Special District	Special District	Special District	Special District
Recipient(s) of tax abatement	3D Glass Solutions, Inc.	Admiral Beverage Corporation	Arroyo Vista Apartments, LLC	Ben E. Keith Foods
Tax abatement program (name and brief description)	Taxable Industrial Revenue Bonds (Series 2018)	Taxable Industrial Revenue Bonds (Series 2012)	PRB - Multifamily Housing Revenue Bonds, in one or more tax-exempt or taxable series (Arroyo Vista Project)	IRB - Taxable Industrial Revenue Bonds, Series 2018
Specific Tax(es) Being Abated	Real and personal property tax exemption	Real and personal property tax exemption	Real property tax	Real and personal property tax exemption
Authority under which abated tax would have been paid to Affected Agency	NMSA §7-37-6	NMSA §7-37-6	NMSA §3-45 Municipal Housing Law	NMSA §7-37-6
Gross dollar amount, on an accrual basis, by which the Affected Agency's tax revenues were reduced during the reporting period as a result of the tax abatement agreement	Real Property tax :	Real Property tax :	Real Property tax :	Real Property tax :
	\$2,557.80	\$5,197.07	\$4,594.74	\$11,848.04
	Personal Property tax :	Personal Property tax :	Personal Property tax :	Personal Property tax :
	\$46.32	\$119.10	\$0.00	\$0.00
For any Payments in Lieu of Taxes (PILOTs) or similar payments receivable by the Affected Agency in association with the foregone tax revenue, list the amount of payments received in the current fiscal year	none	none	none	none
If the Abating Agency is omitting any information required in this spreadsheet or by GASB 77, cite the legal basis for such omission	N/A	N/A	N/A	N/A
Is the abatement amount aggregated?	N/A	N/A	N/A	N/A
Threshold amount for aggregation	N/A	N/A	N/A	N/A

State of New Mexico
Albuquerque Metropolitan Arroyo Flood Control Authority

BASIC FINANCIAL STATEMENTS
NOTES TO FINANCIAL STATEMENTS

June 30, 2025

5001	5001	5001	5001	5001
Bernalillo County	Bernalillo County	Bernalillo County	Bernalillo County	Bernalillo County
County	County	County	County	County
Casa de Sierra	Catholic Charities	CCC&S Family Project (dated 11/1/2016)	Ceja Vista PRB Ordinance	CFV Solar Test Laboratory, Inc. Project
Albuquerque Metro Arroyo Flood Control Authority	Albuquerque Metro Arroyo Flood Control Authority	Albuquerque Metro Arroyo Flood Control Authority	Albuquerque Metro Arroyo Flood Control Authority	Albuquerque Metro Arroyo Flood Control Authority
4003	4003	4003	4003	4003
Special District	Special District	Special District	Special District	Special District
DBG Properties LLC	Wells Fargo National Bank (trustee)	CCC&S Family LLC	DBG Properties LLC	CFV Solar Test Laboratory, Inc.
PRB - Multifamily Housing Refunding Revenue Bonds Series 2021 A; 2021B	IRB - Taxable Industrial Revenue Bonds, Series 2016	IRB - Taxable Industrial Revenue Bonds, Series 2016	PRB - Multifamily Housing Refunding Revenue Bonds Series 2019	Taxable Industrial Revenue Bonds (Series 2010)
Real and personal property tax exemption	Real and personal property tax exemption	Real and personal property tax exemption	Real and personal property tax exemption	Real and personal property tax exemption
NMSA 7-37-6	NMSA §7-37-6	NMSA §7-37-6	NMSA §7-37-6	NMSA §7-37-6
Real Property tax :	Real Property tax :	Real Property tax :	Real Property tax :	Real Property tax :
\$3,300.52	\$1,433.64	\$802.29	\$4,770.28	\$0.00
Personal Property tax :	Personal Property tax :	Personal Property tax :	Personal Property tax :	Personal Property tax :
\$0.00	\$0.00	\$0.00	\$0.00	\$136.12
none	none	none	none	none
N/A	N/A	N/A	N/A	N/A
N/A	N/A	N/A	N/A	N/A
N/A	N/A	N/A	N/A	N/A

State of New Mexico
Albuquerque Metropolitan Arroyo Flood Control Authority

BASIC FINANCIAL STATEMENTS
NOTES TO FINANCIAL STATEMENTS

June 30, 2025

Other Entities Disclosure - AMAFCA - Fiscal Year Ended June 30, 2025				
Agency number for Agency making the disclosure (Abating Agency)	5001	5001	5001	5001
Abating Agency Name	Bernalillo County	Bernalillo County	Bernalillo County	Bernalillo County
Abating Agency Type	County	County	County	County
Tax Abatement Agreement Name	Cottonwood Apartment Project	CT Corp	Desert Willow Apartments Project	General Mills Operations Project (dated 11/1/2016)
Name of agency affected by abatement agreement (Affected Agency)	Albuquerque Metro Arroyo Flood Control Authority	Albuquerque Metro Arroyo Flood Control Authority	Albuquerque Metro Arroyo Flood Control Authority	Albuquerque Metro Arroyo Flood Control Authority
Agency number of Affected Agency	4003	4003	4003	4003
Agency type of Affected Agency	Special District	Special District	Special District	Special District
Recipient(s) of tax abatement	GSL Properties	ABQ Office Blvd. Operating Associates, L.P. (ABQ Properties).	Desert Willow Limited Partnership	General Mills Operations LLC
Tax abatement program (name and brief description)	Multi-Family Refunding Revenue Bonds (Series 2006A) and Taxable Multi-Family Housing Revenue Bonds	IDP - Industrial Development Project	Multifamily Housing Refunding Revenue Bonds Series 2008), replacing Series 1998.	Taxable Industrial Revenue Bonds (Series 2016)
Specific Tax(es) Being Abated	Real and personal property tax exemption	Real and personal property tax exemption	Real Property Tax	Real and personal property tax exemption
Authority under which abated tax would have been paid to Affected Agency	NMSA 7-37-6	NMSA 7-37-6	NMSA §7-37-6	NMSA §7-37-6
Gross dollar amount, on an accrual basis, by which the Affected Agency's tax revenues were reduced during the reporting period as a result of the tax abatement agreement	Real Property tax :	Real Property tax :	Real Property tax :	Real Property tax :
	\$3,484.00	\$0.00	\$0.00	\$0.00
	Personal Property tax :	Personal Property tax :	Personal Property tax :	Personal Property tax :
	\$0.00	\$0.00	\$0.00	\$1,208.20
For any Payments in Lieu of Taxes (PILOTs) or similar payments receivable by the Affected Agency in association with the foregone tax revenue, list the amount of payments received in the current fiscal year	none	none	none	none
If the Abating Agency is omitting any information required in this spreadsheet or by GASB 77, cite the legal basis for such omission	N/A	N/A	N/A	N/A
Is the abatement amount aggregated?	N/A	N/A	N/A	N/A
Threshold amount for aggregation	N/A	N/A	N/A	N/A

**State of New Mexico
Albuquerque Metropolitan Arroyo Flood Control Authority**

**BASIC FINANCIAL STATEMENTS
NOTES TO FINANCIAL STATEMENTS**

June 30, 2025

5001	5001	5001	5001	5001
Bernalillo County	Bernalillo County	Bernalillo County	Bernalillo County	Bernalillo County
County	County	County	County	County
Glenrio Project	Harrington Project 2015	Hotel Chaco Project	La Orilla Project IRB	Los Poblanos Project (dated 3/1/2016)
Albuquerque Metro Arroyo Flood Control Authority	Albuquerque Metro Arroyo Flood Control Authority	Albuquerque Metro Arroyo Flood Control Authority	Albuquerque Metro Arroyo Flood Control Authority	Albuquerque Metro Arroyo Flood Control Authority
4003	4003	4003	4003	4003
Special District	Special District	Special District	Special District	Special District
Glenrio LLLP	Harrington Properties	Hotel Chaco, LLC	The Village at La Orilla, LLC	Rembe Family, LLC
New Mexico Multifamily Housing Revenue Bonds (Series 2013)	Taxable Industrial Revenue Bonds	Taxable Industrial Revenue Bonds (Series 2015A)	IRB - Industrial Revenue Bond	IRB - Taxable Industrial Revenue Bonds (Series 2016)
Real Property Tax	Real Property Tax	Real and personal property tax exemption	Real property tax	Real and personal property tax exemption
NMSA §7-37-6	NMSA §7-37-6	NMSA §7-37-6	NMSA 7-37-6	NMSA §7-37-6
Real Property tax :	Real Property tax :	Real Property tax :	Real Property tax :	Real Property tax :
\$5,920.33	\$378.56	\$6,545.94	\$3,987.87	\$3,211.62
Personal Property tax :	Personal Property tax :	Personal Property tax :	Personal Property tax :	Personal Property tax :
\$0.00	\$278.52	\$146.39	\$0.00	\$391.60
none	none	none	none	none
N/A	N/A	N/A	N/A	N/A
N/A	N/A	N/A	N/A	N/A
N/A	N/A	N/A	N/A	N/A

State of New Mexico
Albuquerque Metropolitan Arroyo Flood Control Authority

BASIC FINANCIAL STATEMENTS
NOTES TO FINANCIAL STATEMENTS

June 30, 2025

Other Entities Disclosure - AMAFCA - Fiscal Year Ended June 30, 2025				
Agency number for Agency making the disclosure (Abating Agency)	5001	5001	5001	5001
Abating Agency Name	Bernalillo County	Bernalillo County	Bernalillo County	Bernalillo County
Abating Agency Type	County	County	County	County
Tax Abatement Agreement Name	MF Housing Bonds (La Vida Nueva Project)	New Beginnings Senior Living Project (dated 12/1/2016)	New Mexico Fresh Foods	One Central Entertainment Hub Project
Name of agency affected by abatement agreement (Affected Agency)	Albuquerque Metro Arroyo Flood Control Authority	Albuquerque Metro Arroyo Flood Control Authority	Albuquerque Metro Arroyo Flood Control Authority	Albuquerque Metro Arroyo Flood Control Authority
Agency number of Affected Agency	4003	4003	4003	4003
Agency type of Affected Agency	Special District	Special District	Special District	Special District
Recipient(s) of tax abatement	La Vida Nueva Housing, L.P.	New Beginnings Senior Living LLC	New Mexico Fresh Foods, LLC	One Central Associates
Tax abatement program (name and brief description)	PRB - Housing Revenue Bonds, in one or more tax-exempt or taxable series	IRB - Taxable Industrial Revenue Bonds (Series 2016)	IRB - Taxable Industrial Revenue Bonds (Series 2020)	IRB - Taxable Industrial Revenue Bonds, Series 2016B
Specific Tax(es) Being Abated	Real property tax	Real and personal property tax exemption	Real property tax	Real and personal property tax exemption
Authority under which abated tax would have been paid to Affected Agency	NMSA 7-37-6	NMSA 7-37-6	NMSA 7-37-6	NMSA 7-37-6
Gross dollar amount, on an accrual basis, by which the Affected Agency's tax revenues were reduced during the reporting period as a result of the tax abatement agreement	Real Property tax :	Real Property tax :	Real Property tax :	Real Property tax :
	\$3,765.49	\$0.00	\$2,906.17	\$4,035.84
	Personal Property tax :	Personal Property tax :	Personal Property tax :	Personal Property tax :
	\$0.00	\$0.00	\$858.75	\$368.56
For any Payments in Lieu of Taxes (PILOTs) or similar payments receivable by the Affected Agency in association with the foregone tax revenue, list the amount of payments received in the current fiscal year	none	none	none	none
If the Abating Agency is omitting any information required in this spreadsheet or by GASB 77, cite the legal basis for such omission	N/A	N/A	N/A	N/A
Is the abatement amount aggregated?	N/A	N/A	N/A	N/A
Threshold amount for aggregation	N/A	N/A	N/A	N/A

**State of New Mexico
Albuquerque Metropolitan Arroyo Flood Control Authority**

**BASIC FINANCIAL STATEMENTS
NOTES TO FINANCIAL STATEMENTS**

June 30, 2025

5001	5001	5001	5001	5001
Bernalillo County	Bernalillo County	Bernalillo County	Bernalillo County	Bernalillo County
County	County	County	County	County
Peak Dining LLC	Rio Bravo Brewing Project dated 2/1/2016)	Rio Vista Apartments Project (dated 11/1/2016)	Rodgers/JSR Holdings Project	Rose's Southwest Papers, Inc.
Albuquerque Metro Arroyo Flood Control Authority	Albuquerque Metro Arroyo Flood Control Authority	Albuquerque Metro Arroyo Flood Control Authority	Albuquerque Metro Arroyo Flood Control Authority	Albuquerque Metro Arroyo Flood Control Authority
4003	4003	4003	4003	4003
Special District	Special District	Special District	Special District	Special District
Sandia Peak Ski Company	DRB Properties and Rio Bravo Brewing Co	Rio Housing Associates	JSR Holdings, LLC	Rose's Southwest Papers, Inc.
IRB - Industrial Revenue Bond	IRB - Taxable Industrial Revenue Bonds (Series 2016)	IRB - Taxable Industrial Revenue Bonds (Series 2016)	Taxable Industrial Revenue Bonds (Series 2014)	Taxable Industrial Revenue Bonds (Series 2019)
Real and personal property tax exemption	Real and personal property tax exemption	Real and personal property tax exemption	Real and personal property tax exemption	Personal property tax exemption
NMSA 7-37-6	NMSA 7-37-6	NMSA 7-37-6	NMSA §7-37-6	NMSA §7-37-6
Real Property tax :	Real Property tax :	Real Property tax :	Real Property tax :	Real Property tax :
\$0.00	\$368.20	\$822.20	\$475.95	\$0.00
Personal Property tax :	Personal Property tax :	Personal Property tax :	Personal Property tax :	Personal Property tax :
\$4.42	\$461.75	\$0.00	\$0.00	\$94.10
none	none	none	none	none
N/A	N/A	N/A	N/A	N/A
N/A	N/A	N/A	N/A	N/A
N/A	N/A	N/A	N/A	N/A

State of New Mexico
Albuquerque Metropolitan Arroyo Flood Control Authority

BASIC FINANCIAL STATEMENTS
NOTES TO FINANCIAL STATEMENTS

June 30, 2025

Other Entities Disclosure - AMAFA - Fiscal Year Ended June 30, 2025				
Agency number for Agency making the disclosure (Abating Agency)	5001	5001	5001	5001
Abating Agency Name	Bernalillo County	Bernalillo County	Bernalillo County	Bernalillo County
Abating Agency Type	County	County	County	County
Tax Abatement Agreement Name	Sawmill Bellamah Properties, LLC	SBS Technologies, Inc. Corporate Headquarters Project	Silver Moon Lodge Project	GAHP Project IRB (Sterling Downtown)
Name of agency affected by abatement agreement (Affected Agency)	Albuquerque Metro Arroyo Flood Control Authority	Albuquerque Metro Arroyo Flood Control Authority	Albuquerque Metro Arroyo Flood Control Authority	Albuquerque Metro Arroyo Flood Control Authority
Agency number of Affected Agency	4003	4003	4003	4003
Agency type of Affected Agency	Special District	Special District	Special District	Special District
Recipient(s) of tax abatement	Sawmill Bellamah Properties, LLC	Brunacini Development LTD. CO.	Silver Moon Lodge LLLP	The Greater Albuquerque Housing Partnership (GAHP).
Tax abatement program (name and brief description)	Taxable Industrial Revenue Bonds (Series 2018)	Taxable Industrial Revenue Bonds (Series 2004)	New Mexico Multifamily Housing Revenue Bonds (Series 2013A and 2013B)	PRB - Multifamily Housing Revenue Note (The Sterling Downtown Project), Series 2016
Specific Tax(es) Being Abated	Real and personal property tax exemption	Real and personal property tax exemption	Real Property Tax	Real property tax
Authority under which abated tax would have been paid to Affected Agency	NMSA §7-37-6	NMSA §7-37-6	NMSA §7-37-6	NMSA §3-45 Municipal Housing Law
Gross dollar amount, on an accrual basis, by which the Affected Agency's tax revenues were reduced during the reporting period as a result of the tax abatement agreement	Real Property tax :	Real Property tax :	Real Property tax :	Real Property tax :
	\$1,372.33	\$1,637.52	\$2,255.88	\$1,480.99
	Personal Property tax :	Personal Property tax :	Personal Property tax :	Personal Property tax :
	\$0.00	\$0.00	\$0.00	\$0.00
For any Payments in Lieu of Taxes (PILOTs) or similar payments receivable by the Affected Agency in association with the foregone tax revenue, list the amount of payments received in the current fiscal year	none	none	none	none
If the Abating Agency is omitting any information required in this spreadsheet or by GASB 77, cite the legal basis for such omission	N/A	N/A	N/A	N/A
Is the abatement amount aggregated?	N/A	N/A	N/A	N/A
Threshold amount for aggregation	N/A	N/A	N/A	N/A

State of New Mexico
Albuquerque Metropolitan Arroyo Flood Control Authority

BASIC FINANCIAL STATEMENTS
NOTES TO FINANCIAL STATEMENTS

June 30, 2025

5001	5001	5001	5001	5001
Bernalillo County	Bernalillo County	Bernalillo County	Bernalillo County	Bernalillo County
County	County	County	County	County
Tempur Production USA, Inc. Project	The Village at Avalon Project (dated 12/1/2015)	United Poly Systems Project dated 2014)	UR Silver LLC	US Foodservice, Inc. Project
Albuquerque Metro Arroyo Flood Control Authority	Albuquerque Metro Arroyo Flood Control Authority	Albuquerque Metro Arroyo Flood Control Authority	Albuquerque Metro Arroyo Flood Control Authority	Albuquerque Metro Arroyo Flood Control Authority
4003	4003	4003	4003	4003
Special District	Special District	Special District	Special District	Special District
Tempur Production USA, Inc.	Village at Avalon Apartments	Gold Mesa Investments	UR Silver LLC	US Foodservice, Inc.
Taxable Industrial Revenue Bonds (Series 2005A and 2005B)	Series 2015 Multifamily Housing Revenue Bonds.	Taxable Industrial Revenue Bonds	IRB - Taxable Industrial Revenue Bonds (Series 2014A)	Taxable Industrial Revenue Bonds (Series 2011)
Real and personal property tax exemption	Real Property Tax	Real and personal property tax exemption	Real and personal property tax exemption	Real and personal property tax exemption
NMSA §7-37-6	NMSA 7-37-6	NMSA 7-37-6	NMSA §7-37-6	NMSA §7-37-6
Real Property tax :	Real Property tax :	Real Property tax :	Real Property tax :	Real Property tax :
\$32,710.65	\$5,885.60	\$3,034.38	\$1,997.92	\$5,457.91
Personal Property tax :	Personal Property tax :	Personal Property tax :	Personal Property tax :	Personal Property tax :
\$1,074.18	\$0.00	\$803.26	\$44.41	\$0.00
none	none	none	none	none
N/A	N/A	N/A	N/A	N/A
N/A	N/A	N/A	N/A	N/A
N/A	N/A	N/A	N/A	N/A

State of New Mexico
Albuquerque Metropolitan Arroyo Flood Control Authority

BASIC FINANCIAL STATEMENTS
NOTES TO FINANCIAL STATEMENTS

June 30, 2025

Other Entities Disclosure - AMAFA - Fiscal Year Ended June 30, 2025				
Agency number for Agency making the disclosure (Abating Agency)	5001	5001	5001	5001
Abating Agency Name	Bernalillo County	Bernalillo County	Bernalillo County	Bernalillo County
Abating Agency Type	County	County	County	County
Tax Abatement Agreement Name	Valle de Atrisco Family Apartments	Vitality Works, Inc. Project	Wagner Equipment Project (dated 12/1/2015)	West Publishing Corporation Project
Name of agency affected by abatement agreement (Affected Agency)	Albuquerque Metro Arroyo Flood Control Authority	Albuquerque Metro Arroyo Flood Control Authority	Albuquerque Metro Arroyo Flood Control Authority	Albuquerque Metro Arroyo Flood Control Authority
Agency number of Affected Agency	4003	4003	4003	4003
Agency type of Affected Agency	Special District	Special District	Special District	Special District
Recipient(s) of tax abatement	DBG Properties, LLC	Vitality Works, Inc.	Wagner Equipment Co	West Publishing Corporation, Southwest Tiburon LLC
Tax abatement program (name and brief description)	PRB - Multifamily Housing Revenue Bonds (Series 2018).	Taxable Industrial Revenue Bonds (Series 2011)	Taxable Industrial Revenue Bonds (Series 2015)	Taxable Industrial Revenue Bonds (Series 2004A)
Specific Tax(es) Being Abated	Real and personal property tax exemption	Real and personal property tax exemption	Real Property Tax	Real and personal property tax exemption
Authority under which abated tax would have been paid to Affected Agency	NMSA 7-37-6	NMSA §7-37-6	NMSA 7-37-6	NMSA §7-37-6
Gross dollar amount, on an accrual basis, by which the Affected Agency's tax revenues were reduced during the reporting period as a result of the tax abatement agreement	Real Property tax :	Real Property tax :	Real Property tax :	Real Property tax :
	\$3,032.00	\$4,668.23	\$8,104.49	\$2,593.50
For any Payments in Lieu of Taxes (PILOTs) or similar payments receivable by the Affected Agency in association with the foregone tax revenue, list the amount of payments received in the current fiscal year	Personal Property tax :	Personal Property tax :	Personal Property tax :	Personal Property tax :
	\$0.00	\$0.00	\$36.75	\$0.00
If the Abating Agency is omitting any information required in this spreadsheet or by GASB 77, cite the legal basis for such omission	N/A	N/A	N/A	N/A
Is the abatement amount aggregated?	N/A	N/A	N/A	N/A
Threshold amount for aggregation	N/A	N/A	N/A	N/A

**State of New Mexico
Albuquerque Metropolitan Arroyo Flood Control Authority**

**BASIC FINANCIAL STATEMENTS
NOTES TO FINANCIAL STATEMENTS**

June 30, 2025

6004	6004	6004	6004	6004
City of Albuquerque	City of Albuquerque	City of Albuquerque	City of Albuquerque	City of Albuquerque
Local Government	Local Government	Local Government	Local Government	Local Government
MRA	MRA	MRA	MRA	MRA
AMAFCA	AMAFCA	AMAFCA	AMAFCA	AMAFCA
4003	4003	4003	4003	4003
Flood Control	Flood Control	Flood Control	Flood Control	Flood Control
WW Olympus NorthPoint 9100 San Mateo/Alameda	WCW Olympus Highlands North 200 Mulberry St NE	Franz/ 1716 Central Avenue, LLC	Marriott Springhill Suites/Titan Development	Broadstone Nob Hill/Titan Development
N/A	N/A	N/A	N/A	N/A
Property Taxes	Property Taxes	Property Taxes	Property Taxes	Property Taxes
Metropolitan Redevelopment Code Sections 3-60A-1 et seq. NMSA 1978	Metropolitan Redevelopment Code Sections 3-60A-1 et seq. NMSA 1978	Metropolitan Redevelopment Code Sections 3-60A-1 et seq. NMSA 1978	Metropolitan Redevelopment Code Sections 3-60A-1 et seq. NMSA 1978	Metropolitan Redevelopment Code Sections 3-60A-1 et seq. NMSA 1978
\$8,476.63	\$3,208.24	\$1,526.43	\$4,005.65	\$3,873.34
0	0	0	0	0
None Omitted	None Omitted	None Omitted	None Omitted	None Omitted
No	No	No	No	No
N/A	N/A	N/A	N/A	N/A

State of New Mexico
Albuquerque Metropolitan Arroyo Flood Control Authority

BASIC FINANCIAL STATEMENTS
NOTES TO FINANCIAL STATEMENTS

June 30, 2025

Other Entities Disclosure - AMAFCA - Fiscal Year Ended June 30, 2025				
Agency number for Agency making the disclosure (Abating Agency)	6004	6004	6004	6004
Abating Agency Name	City of Albuquerque	City of Albuquerque	City of Albuquerque	City of Albuquerque
Abating Agency Type	Local Gvernment	Local Gvernment	Local Gvernment	Local Gvernment
	MRA	MRA	IRB	IRB
Tax Abatement Agreement Name				
Name of agency affected by abatement agreement (Affected Agency)	AMAFCA	AMAFCA	AMAFCA	AMAFCA
Agency number of Affected Agency	4003	4003	4003	4003
Agency type of Affected Agency	Flood Control	Flood Control	Flood Control	Flood Control
Recipient(s) of tax abatement	Bank of the West Center Project	705 COPPER AVE NW ALBUQUERQUE NM 87102 /// 205 7th St NW Albuquerque NM 87102	Hotel Andaluz (La Posada)	Netflix Studios
	N/A	N/A	N/A	N/A
Tax abatement program (name and brief description)				
Specific Tax(es) Being Abated	Property Taxes	Property Taxes	Property Taxes	Property Taxes
Authority under which abated tax would have been paid to Affected Agency	Metropolitan Redevelopment Code Sections 3-60A-1 et seq. NMSA 1978	Metropolitan Redevelopment Code Sections 3-60A-1 et seq. NMSA 1978	Article VIII Property taxes	Article VIII Property taxes
Gross dollar amount, on an accrual basis, by which the Affected Agency's tax revenues were reduced during the reporting period as a result of the tax abatement agreement	\$10,326.92	\$808.74	\$1,100.57	\$474.42
For any Payments in Lieu of Taxes (PILOTs) or similar payments receivable by the Affected Agency in association with the foregone tax revenue, list the amount of payments received in the current fiscal year	0	0	0	0
If the Abating Agency is omitting any information required in this spreadsheet or by GASB 77, cite the legal basis for such omission	None Omitted	None Omitted	None Omitted	None Omitted
Is the abatement amount aggregated?	No	No	No	No
Threshold amount for aggregation	N/A	N/A	N/A	N/A

**State of New Mexico
Albuquerque Metropolitan Arroyo Flood Control Authority**

**BASIC FINANCIAL STATEMENTS
NOTES TO FINANCIAL STATEMENTS**

June 30, 2025

6004	6004	6004	6004	6004
City of Albuquerque	City of Albuquerque	City of Albuquerque	City of Albuquerque	City of Albuquerque
Local Government	Local Government	Local Government	Local Government	Local Government
IRB	IRB	IRB	IRB	IRB
AMAFCA	AMAFCA	AMAFCA	AMAFCA	AMAFCA
4003	4003	4003	4003	4003
Flood Control	Flood Control	Flood Control	Flood Control	Flood Control
Hotel Blue/ARRIVE	Hotel Parq (Memorial Ventures, LLC)	Ktech (Air Products)	Kairos Hawking Dr SE 87106	International School 2660 EASTMAN CROSSING SE
N/A	N/A	N/A	N/A	N/A
Property Taxes	Property Taxes	Property Taxes	Property Taxes	Property Taxes
Article VIII Property taxes	Article VIII Property taxes	Article VIII Property taxes	Article VIII Property taxes	Article VIII Property taxes
\$1,302.13	\$1,515.83	\$4,293.24	\$16,911.71	\$692.74
0	0	0	0	0
None Omitted	None Omitted	None Omitted	None Omitted	None Omitted
No	No	No	No	No
N/A	N/A	N/A	N/A	N/A

State of New Mexico
Albuquerque Metropolitan Arroyo Flood Control Authority

BASIC FINANCIAL STATEMENTS
NOTES TO FINANCIAL STATEMENTS

June 30, 2025

Other Entities Disclosure - AMAFCA - Fiscal Year Ended June 30, 2025				
Agency number for Agency making the disclosure (Abating Agency)	6004	6004	6004	6004
Abating Agency Name	City of Albuquerque	City of Albuquerque	City of Albuquerque	City of Albuquerque
Abating Agency Type	Local Government	Local Government	Local Government	Local Government
	IRB	IRB	IRB	IRB
Tax Abatement Agreement Name				
Name of agency affected by abatement agreement (Affected Agency)	AMAFCA	AMAFCA	AMAFCA	AMAFCA
Agency number of Affected Agency	4003	4003	4003	4003
Agency type of Affected Agency	Flood Control	Flood Control	Flood Control	Flood Control
Recipient(s) of tax abatement	MENAU SCHOOL 301 MENAU BLVD NE	Affordable Solar 3900 SINGER BLVD NE	Jabil Nypro 3801 University Blvd	1715 5th St Heritage Agenda
	N/A	N/A	N/A	N/A
Tax abatement program (name and brief description)				
Specific Tax(es) Being Abated	Property Taxes	Property Taxes	Property Taxes	Property Taxes
	Article VIII Property taxes	Article VIII Property taxes	Article VIII Property taxes	Article VIII Property taxes
Authority under which abated tax would have been paid to Affected Agency				
Gross dollar amount, on an accrual basis, by which the Affected Agency's tax revenues were reduced during the reporting period as a result of the tax abatement agreement	\$4,836.99	\$2,117.43	\$4,035.67	\$474.92
For any Payments in Lieu of Taxes (PILOTs) or similar payments receivable by the Affected Agency in association with the foregone tax revenue, list the amount of payments received in the current fiscal year	0	0	0	0
If the Abating Agency is omitting any information required in this spreadsheet or by GASB 77, cite the legal basis for such omission	None Omitted	None Omitted	None Omitted	None Omitted
Is the abatement amount aggregated?	No	No	No	No
Threshold amount for aggregation	N/A	N/A	N/A	N/A

State of New Mexico
Albuquerque Metropolitan Arroyo Flood Control Authority

BASIC FINANCIAL STATEMENTS
NOTES TO FINANCIAL STATEMENTS

June 30, 2025

6004	6147	6147	6147	6147
City of Albuquerque	City of Rio Rancho	City of Rio Rancho	City of Rio Rancho	City of Rio Rancho
Local Government	Municipality (Home Rule)	Municipality (Home Rule)	Municipality (Home Rule)	Municipality (Home Rule)
IRB	Industrial Revenue Bond Project-Lease Agreement	Industrial Revenue Bond Project-Lease Agreement	Industrial Revenue Bond Project-Lease Agreement	Industrial Revenue Bond Project-Lease Agreement
AMAFCA	Albuquerque Metro Arroyo Flood Control Authority	Albuquerque Metro Arroyo Flood Control Authority	Albuquerque Metro Arroyo Flood Control Authority	Albuquerque Metro Arroyo Flood Control Authority
4003	4003	4003	4003	4003
Flood Control	Arroyo Flood Control Authority	Arroyo Flood Control Authority	Arroyo Flood Control Authority	Arroyo Flood Control Authority
2001 4th St Bueno	Atrisco Energy Storage Project	Atrisco Solar Project	Quail Rancho Energy Storage	Quail Rancho Solar Energy
N/A	Atrisco Energy Storage LLC will issue up to \$420,000,000 million in Industrial Revenue Bonds to acquire solar energy storage equipment and facilities located within the corporate boundaries of the City of Rio Rancho, NM, to be used for the storage of electrical energy.	Atrisco Solar LLC will issue up to \$430,000,000 million in Industrial Revenue Bonds to acquire solar energy power generation equipment and facilities within the corporate boundaries of the City of Rio Rancho, NM.	Quail Ranch Energy Storage LLC will issue up to \$140,000,000 million in Industrial Revenue Bonds to acquire solar energy storage equipment and facilities located within the corporate boundaries of the City of Rio Rancho, NM, to be used for the storage of electrical energy.	Quail Ranch Solar Energy LLC will issue up to \$110,000,000 million in Industrial Revenue Bonds to acquire solar energy storage equipment and facilities located within the corporate boundaries of the City of Rio Rancho, NM, to be used for the storage of electrical energy.
Property Taxes	Property Taxes, Gross Receipts and Compensating Tax	Property Taxes, Gross Receipts and Compensating Tax	Property Taxes, Gross Receipts and Compensating Tax	Property Taxes, Gross Receipts and Compensating Tax
Article VIII Property taxes	Sections 3-32-1 through 3-32-16, NMSA 1978 Annotated, Exempt from Property Tax under Section 7-36-3(A) NMSA 1978 Annotated. Gross Receipts and Compensating Tax Act Section 7-9-1 through 7-9-119 NMSA 1978 Annotated.	Sections 3-32-1 through 3-32-16, NMSA 1978 Annotated, Exempt from Property Tax under Section 7-36-3(A) NMSA 1978 Annotated. Gross Receipts and Compensating Tax Act Section 7-9-1 through 7-9-119 NMSA 1978 Annotated.	Sections 3-32-1 through 3-32-16, NMSA 1978 Annotated, Exempt from Property Tax under Section 7-36-3(A) NMSA 1978 Annotated. Gross Receipts and Compensating Tax Act Section 7-9-1 through 7-9-119 NMSA 1978 Annotated.	Sections 3-32-1 through 3-32-16, NMSA 1978 Annotated, Exempt from Property Tax under Section 7-36-3(A) NMSA 1978 Annotated. Gross Receipts and Compensating Tax Act Section 7-9-1 through 7-9-119 NMSA 1978 Annotated.
\$1,136.83	Property Tax \$1.78	Property Tax \$1.82	Property Tax \$0.59	Property Tax \$0.47
0	N/A	N/A	N/A	N/A
None Omitted	N/A	N/A	N/A	N/A
No	No	No	No	No
N/A	N/A	N/A	N/A	N/A


State of New Mexico
Albuquerque Metropolitan Arroyo Flood Control Authority

BASIC FINANCIAL STATEMENTS
NOTES TO FINANCIAL STATEMENTS

June 30, 2025

Other Entities Disclosure - AMAFA - Fiscal Year Ended June 30, 2025		
Agency number for Agency making the disclosure (Abating Agency)	452	452
Abating Agency Name	New Mexico Hospital Equipment Loan Council	New Mexico Hospital Equipment Loan Council
Abating Agency Type	State Agency	State Agency
Tax Abatement Agreement Name	Lease Agreement (New Mexico Hospital Equipment Loan Council/Lovelace Health System, Inc. dated 10/1/2011; 'Lovelace Heart Hospital')	Lease Agreement (New Mexico Hospital Equipment Loan Council/Lovelace Health System, Inc. dated 12/1/2007; 'Lovelace Women's Hospital Project')
Name of agency affected by abatement agreement (Affected Agency)	Albuquerque Metro Arroyo Flood Control Authority	Albuquerque Metro Arroyo Flood Control Authority
Agency number of Affected Agency	4003	4003
Agency type of Affected Agency	Soil & Water Conservation	Soil & Water Conservation
Recipient(s) of tax abatement	Lovelace Health System, Inc.	Lovelace Health System, Inc.
Tax abatement program (name and brief description)	New Mexico Hospital Equipment Loan Act (New Mexico Statue 58-23-29)	New Mexico Hospital Equipment Loan Act (New Mexico Statue 58-23-29)
Specific Tax(es) Being Abated	Property Tax	Property Tax
Authority under which abated tax would have been paid to Affected Agency	NMSA 7-38	NMSA 7-38
Gross dollar amount, on an accrual basis, by which the Affected Agency's tax revenues were reduced during the reporting period as a result of the tax abatement agreement	This cannot be determined by the New Mexico Hospital Equipment Loan Council as the abating agency. The Council is not a taxing authority, nor does it provide for valuation of qualifying property. Valuation of property is determined by Bernalillo County. However, the following values are based on what has been determined by Bernalillo County. The Council does not confirm nor validate these amounts. Property Tax = \$7,509.14	This cannot be determined by the New Mexico Hospital Equipment Loan Council as the abating agency. The Council is not a taxing authority, nor does it provide for valuation of qualifying property.
For any Payments in Lieu of Taxes (PILOTS) or similar payments receivable by the Affected Agency in association with the foregone tax revenue, list the amount of payments received in the current fiscal year	NA	NA
If the Abating Agency is omitting any information required in this spreadsheet or by GASB 77, cite the legal basis for such omission	NA	NA
Is the abatement amount aggregated?	N/A	N/A
Threshold amount for aggregation	NA	NA





REQUIRED SUPPLEMENTAL INFORMATION

State of New Mexico
Albuquerque Metropolitan Arroyo Flood Control Authority
SCHEDULE OF PROPORTIONATE SHARE OF THE NET PENSION LIABILITY

Last 10 Fiscal Years*

	2025 Measurement Date (As of and for the Year Ended June 30, 2024)	2024 Measurement Date (As of and for the Year Ended June 30, 2023)	2023 Measurement Date (As of and for the Year Ended June 30, 2022)	2022 Measurement Date (As of and for the Year Ended June 30, 2021)	2021 Measurement Date (As of and for the Year Ended June 30, 2020)
AMAFCA's porportion of the net pension liability	0.18%	0.18%	0.16%	0.16%	0.16%
AMAFCA's proportionate share of the net pension liability	\$ 4,418,691	\$ 3,941,055	\$ 2,980,894	\$ 1,795,254	\$ 3,251,742
AMAFCA's covered payroll	\$ 2,244,226	\$ 1,997,308	\$ 1,604,383	\$ 1,502,786	\$ 1,517,788
AMAFCA's proportionate share of the net pension liability as a percentage of its covered payroll	196.9%	197.3%	185.8%	119.5%	214.2%
Plan fiduciary net position as a percentage of total pension liability	66%	67%	69%	77%	66%
	2020 Measurement Date (As of and for the Year Ended June 30, 2019)	2019 Measurement Date (As of and for the Year Ended June 30, 2018)	2018 Measurement Date (As of and for the Year Ended June 30, 2017)	2017 Measurement Date (As of and for the Year Ended June 30, 2016)	2016 Measurement Date (As of and for the Year Ended June 30, 2015)
AMAFCA's porportion of the net pension liability	0.16%	0.18%	0.17%	0.17%	0.15%
AMAFCA's proportionate share of the net pension liability	\$ 2,809,574	\$ 2,869,867	\$ 2,313,958	\$ 2,645,731	\$ 1,583,015
AMAFCA's covered payroll	\$ 1,468,764	\$ 1,467,118	\$ 1,482,897	\$ 1,421,285	\$ 1,360,284
AMAFCA's proportionate share of the net pension liability as a percentage of its covered payroll	191.3%	195.6%	156.0%	186.2%	116.4%
Plan fiduciary net position as a percentage of total pension liability	71%	71%	69%	69%	77%

* The amounts presented were determined as of June 30. This schedule is presented to illustrate the requirement to show information for 10 years. However, until a full 10-year trend is compiled, AMAFCA will present information for those years for which information is available.

**State of New Mexico
Albuquerque Metropolitan Arroyo Flood Control Authority**

SCHEDULE OF PERA CONTRIBUTIONS

Last 10 Fiscal Years*

	2025 Measurement Date As of and for the Year Ended 2025	2024 Measurement Date As of and for the Year Ended 2024	2023 Measurement Date As of and for the Year Ended 2023	2022 Measurement Date As of and for the Year Ended 2022	2021 Measurement Date As of and for the Year Ended 2021
Contractually required contribution	\$ 256,458	\$ 242,381	\$ 198,436	\$ 147,218	\$ 147,479
Contributions in relation to the contractually required contribution	256,458	242,381	198,436	147,218	147,479
Contribution deficiency (excess)	\$ -	\$ -	\$ -	\$ -	\$ -
AMAFCA's covered payroll	\$ 2,279,272	\$ 2,244,226	\$ 1,997,308	\$ 1,604,383	\$ 1,502,786
Contributions as a percentage of covered payroll	11.3%	10.8%	9.9%	9.2%	9.8%
	As of and for the Year Ended 2020	As of and for the Year Ended 2019	As of and for the Year Ended 2018	As of and for the Year Ended 2017	As of and for the Year Ended 2016
Contractually required contribution	\$ 148,895	\$ 140,413	\$ 139,486	\$ 140,816	\$ 136,173
Contributions in relation to the contractually required contribution	148,895	140,413	139,486	140,816	136,173
Contribution deficiency (excess)	\$ -	\$ -	\$ -	\$ -	\$ -
AMAFCA's covered payroll	\$ 1,517,788	\$ 1,468,764	\$ 1,467,118	\$ 1,482,897	\$ 1,421,285
Contributions as a percentage of covered payroll	9.8%	9.6%	9.5%	9.5%	9.6%

* The amounts presented were determined as of June 30. This schedule is presented to illustrate the requirement to show information for 10 years. However, until a full 10-year trend is compiled, AMAFCA will present information for those years for which information is available.

Notes to Required Supplementary Information

Changes of benefit terms

The PERA Fund COLA and retirement eligibility changes in recent years are described in Note 1 of PERA's ACFR: <http://www.nmpera.org/financial-overview/comprehensive-annual-financial-report>.

Changes of assumptions

The Public Employees Retirement Association (PERA) of New Mexico Actuarial Valuation as of June 30, 2024, report is available at: <http://www.nmpera.org/financial-overview/comprehensive-annual-financial-report>.

State of New Mexico
Albuquerque Metropolitan Arroyo Flood Control Authority
SCHEDULE OF PROPORTIONATE SHARE OF THE OPEB – HEALTHCARE LIABILITY

Last 10 Fiscal Years*

	2025 Measurement Date (As of and for the Year Ended June 30, 2024)	2024 Measurement Date (As of and for the Year Ended June 30, 2023)	2023 Measurement Date (As of and for the Year Ended June 30, 2022)	2022 Measurement Date (As of and for the Year Ended June 30, 2021)	2021 Measurement Date (As of and for the Year Ended June 30, 2020)
AMAFCA's proportion of the net OPEB liability	0.03495%	0.03%	0.03%	0.03%	0.03%
AMAFCA's proportionate share of the net OPEB liability	\$ 623,836	\$ 582,649	\$ 749,673	\$ 1,021,983	\$ 1,321,396
AMAFCA's covered payroll	\$ 2,244,226	\$ 1,988,478	\$ 1,578,812	\$ 1,502,786	\$ 1,517,788
AMAFCA's proportionate share of the net OPEB liability as a percentage of its covered payroll	27.8%	29.3%	47.5%	68.0%	87.1%
Plan fiduciary net position as a percentage of total OPEB liability	46.99%	44.2%	33.3%	25.4%	16.5%

	2020 Measurement Date (As of and for the Year Ended June 30, 2019)	2019 Measurement Date (As of and for the Year Ended June 30, 2018)	2018 Measurement Date (As of and for the Year Ended June 30, 2017)
AMAFCA's proportion of the net OPEB liability	0.03%	0.03%	0.04%
AMAFCA's proportionate share of the net OPEB liability	\$ 1,087,497	\$ 1,536,222	\$ 1,614,275
AMAFCA's covered payroll	\$ 1,468,764	\$ 1,467,118	\$ 1,482,897
AMAFCA's proportionate share of the net OPEB liability as a percentage of its covered payroll	74.0%	104.7%	108.9%
Plan fiduciary net position as a percentage of total OPEB liability	18.9%	13.1%	11.3%

* This schedule is presented to illustrate the requirement to show information for 10 years. However, until a full 10-year trend is compiled, the Authority will present information for those years with available information.

State of New Mexico
Albuquerque Metropolitan Arroyo Flood Control Authority
SCHEDULE OF OPEB – HEALTHCARE CONTRIBUTIONS

Last 10 Fiscal Years*

	As of and for the Year Ended 2025	As of and for the Year Ended 2024	As of and for the Year Ended 2023	As of and for the Year Ended 2022	As of and for the Year Ended 2021
Contractually required contribution	\$ 45,778	\$ 44,885	\$ 32,945	\$ 29,997	\$ 30,056
Contributions in relation to the contractually required contribution	45,778	44,885	32,945	29,997	30,056
Contribution deficiency (excess)	\$ -	\$ -	\$ -	\$ -	\$ -
AMAFA's covered payroll	\$ 2,279,272	\$ 2,244,226	\$ 2,027,926	\$ 1,604,383	\$ 1,502,786
Contributions as a percentage of covered payroll	2.0%	2.0%	1.6%	1.9%	2.0%

	As of and for the Year Ended 2020	As of and for the Year Ended 2019	As of and for the Year Ended 2018
Contractually required contribution	\$ 30,356	\$ 29,732	\$ 29,264
Contributions in relation to the contractually required contribution	30,356	29,732	29,264
Contribution deficiency (excess)	\$ -	\$ -	\$ -
AMAFA's covered payroll	\$ 1,517,788	\$ 1,468,764	\$ 1,467,118
Contributions as a percentage of covered payroll	2.0%	2.0%	2.0%

* This schedule is presented to illustrate the requirement to show information for 10 years. However, until a full 10-year trend is compiled, the Authority will present information for those years with available information.

Notes to Required Supplementary Information

Changes of benefit terms

There were no changes to benefit terms during the measurement period.

Changes of assumptions


Assumptions were updated for the June 30, 2024 actuarial valuation, including the discount rate, healthcare cost trend rates, mortality improvements, and other demographic assumptions.



North Diversion Channel Outfall



SUPPLEMENTARY INFORMATION



Amole Dam



State of New Mexico
Albuquerque Metropolitan Arroyo Flood Control Authority
BUDGETARY COMPARISON SCHEDULES – BUDGET AND ACTUAL
Debt Service Fund

For the Fiscal Year ended June 30, 2025

	Budget Original	Budget Final	Actual Amount Budgetary Basis	Variance Positive (Negative)
Revenues				
Property taxes	\$ 12,986,546	\$ 12,986,546	\$ 13,660,135	\$ 673,589
Total revenues	12,986,546	12,986,546	13,660,135	673,589
Expenditures				
Debt service:				
Interest and fixed charges	2,287,125	2,287,525	2,077,525	210,000
Bond principal	11,675,000	11,675,000	11,675,000	-
Total expenditures	13,962,125	13,962,525	13,752,525	210,000
Excess (deficiency) of revenues over expenditures before other financing sources and uses	(975,579)	(975,979)	(92,390)	883,589
Net change in fund balance	(975,579)	(975,979)	(92,390)	883,589
Fund Balance, beginning of year	15,020,897	15,020,897	15,020,897	-
Fund Balance, end of year	\$ 14,045,318	\$ 14,044,918	\$ 14,928,507	\$ 883,589

State of New Mexico
Albuquerque Metropolitan Arroyo Flood Control Authority
BUDGETARY COMPARISON SCHEDULES – BUDGET AND ACTUAL
Capital Projects Fund

For the Fiscal Year ended June 30, 2025

	Budget Original	Budget Final	Actual Amount Budgetary Basis	Variance Positive (Negative)
Revenues				
Revenue from jointly funded projects	5,558,777	5,558,777	665,169	(4,893,608)
Other revenues	-	-	576	576
Total revenues	5,558,777	5,558,777	665,745	(4,893,032)
Expenditures				
Flood Control				
Land Acquisition**	2,250,000	2,250,000	3,021,028	(771,028)
Debt Service/Bond Related Infrastructure**	150,000	150,000	138,201	11,799
	27,158,777	27,158,777	6,162,275	20,996,502
Total expenditures	29,558,777	29,558,777	9,321,504	20,237,273
Deficiency of revenues over expenditures before other financing uses	(24,000,000)	(24,000,000)	(8,655,759)	15,344,241
Other financing sources and uses				
Transfers to other funds	(1,000,000)	(2,700,000)	(2,700,000)	-
Proceeds from bond sale	25,000,000	25,000,000	13,376,833	(11,623,167)
Total other financing sources and uses	24,000,000	22,300,000	10,676,833	(11,623,167)
Net change in fund balance	-	(1,700,000)	2,021,074	3,721,074
Fund Balance, beginning of year	21,310,555	21,310,555	21,310,555	-
Fund Balance, end of year	\$ 21,310,555	\$ 19,610,555	\$ 23,331,629	\$ 3,721,074

** These line items include the total budgeted costs for all the Authority's capital projects. These projects are generally completed over multiple fiscal years. In addition, projects included in the current year budget may not incur costs until subsequent fiscal years.

State of New Mexico
Albuquerque Metropolitan Arroyo Flood Control Authority
BUDGETARY COMPARISON SCHEDULES – BUDGET AND ACTUAL
Acquisitions & Savings Fund

For the Fiscal Year ended June 30, 2025

	Budget Original	Budget Final	Actual Amount Budgetary Basis	Variance Positive (Negative)
Revenues				
Miscellaneous	\$ -	\$ 50,000	\$ 38,857	\$ (11,143)
Total revenues	-	50,000	38,857	(11,143)
Expenditures				
Stormwater Quality	6,945	6,945	-	6,945
Planning, Engineering, and R&D	60,000	60,000	-	60,000
Information Technology	200,000	250,000	50,592	199,408
Governmental Body	20,000	20,000	-	20,000
Capital Outlay - Equipment & Machinery	400,000	850,000	768,186	81,814
Total expenditures	686,945	1,186,945	818,778	368,167
Excess of revenues over expenditures before other financing sources and uses	(686,945)	(1,136,945)	(779,921)	357,024
Other financing sources and uses				
Transfers from other funds	500,000	1,000,000	1,000,000	-
Total other financing sources and uses	500,000	1,000,000	1,000,000	-
Net change in fund balance	(186,945)	(136,945)	220,079	357,024
Fund Balance, beginning of year	874,580	874,580	874,580	-
Fund Balance, end of year	\$ 687,635	\$ 737,635	\$ 1,094,659	\$ 357,024

State of New Mexico
Albuquerque Metropolitan Arroyo Flood Control Authority
BUDGETARY COMPARISON SCHEDULES – BUDGET AND ACTUAL
Agency & Areawide Fund

For the Fiscal Year ended June 30, 2025

	Budget Original	Budget Final	Actual Amount Budgetary Basis	Variance Positive (Negative)
Revenues				
Revenue from jointly funded projects	\$ 100,000	\$ 750,000	\$ 468,419	\$ (281,581)
Total revenues	100,000	750,000	468,419	(281,581)
Expenditures				
Flood Control	-	-	1,355,793	(1,355,793)
Infrastructure	2,613,645	4,313,645	924,807	3,388,838
Total expenditures	2,613,645	4,313,645	2,280,600	2,033,045
Deficiency of revenues over expenditures before other financing uses	(2,513,645)	(3,563,645)	(1,812,181)	1,751,464
Other financing sources and uses				
Transfers from other funds	1,000,000	2,700,000	2,700,000	-
Total other financing sources and uses	1,000,000	2,700,000	2,700,000	-
Net change in fund balance	(1,513,645)	(863,645)	887,819	1,751,464
Fund balances, beginning of year	1,679,638	1,679,638	1,679,638	-
Fund Balance, end of year	\$ 165,993	\$ 815,993	\$ 2,567,457	\$ 1,751,464



State of New Mexico
Albuquerque Metropolitan Arroyo Flood Control Authority
COMBINING STATEMENT OF FIDUCIARY NET POSITION – FIDUCIARY FUNDS

June 30, 2025

	Ditch & Water Safety Task Force	Mid Rio Grande MS4 CMC	Stormwater Quality Coordinator	Total Custodial Funds
ASSETS				
Cash in bank	\$ 75,235	\$ 83,324	\$ 152,057	\$ 310,616
Total assets	<u>75,235</u>	<u>83,324</u>	<u>152,057</u>	<u>310,616</u>
LIABILITIES				
Accounts payable	<u>17,505</u>	<u>16,667</u>	<u>111,286</u>	<u>145,458</u>
Total liabilities	<u>17,505</u>	<u>16,667</u>	<u>111,286</u>	<u>145,458</u>
NET POSITION				
Restricted Other Organizations	<u>57,730</u>	<u>66,657</u>	<u>40,771</u>	<u>165,158</u>
Total net position	<u>\$ 57,730</u>	<u>\$ 66,657</u>	<u>\$ 40,771</u>	<u>\$ 165,158</u>

State of New Mexico
Albuquerque Metropolitan Arroyo Flood Control Authority
COMBINING STATEMENT OF CHANGES IN FIDUCIARY NET POSITION – FIDUCIARY FUNDS

For the Fiscal Year ended June 30, 2025

	Ditch & Water Safety Task Force	Mid Rio Grande MS4 CMC	Stormwater Quality Coordinator	Total Custodial Funds
ADDITIONS				
Contributions				
Participation	\$ 62,500	\$ 47,221	\$ 157,750	\$ 267,471
Total additions	62,500	47,221	157,750	267,471
DEDUCTIONS				
Professional services	55,532	15,655	133,444	204,631
Educational outreach	21,673	625	22,573	44,871
Other	1,374	18,264	626	20,264
Total deductions	78,579	34,544	156,643	269,766
Net increase(deficiency) in fiduciary net position	(16,079)	12,677	1,107	(2,295)
Net Position, beginning of year	73,809	53,980	39,664	167,453
Net position, end of year	\$ 57,730	\$ 66,657	\$ 40,771	\$ 165,158





STATISTICAL SECTION



La Orilla - Corrales Main Canal

**State of New Mexico
Albuquerque Metropolitan Arroyo Flood Control Authority**

June 30, 2025

This part of the Annual Comprehensive Financial Report presents detailed information as a context for understanding what the information in the financial statements, note disclosures, and required supplementary information says about the Authority's overall financial health.

Financial Trends

These schedules present information to help the reader understand how the Authority's financial performance and well-being have changed over time. 107-113

Revenue Capacity

These schedules present information to help the reader assess the Authority's most significant revenue source, the property tax 114-121

Debt Capacity

These schedules present information to help the reader assess the affordability of the Authority's current level of outstanding debt and the Authority's ability to issue additional debt in the future 122-127

Demographic and Economic Information

These schedules offer demographic and economic indicators to help the reader understand the environment within which the Authority's financial activities take place. 128-131

Operating Information

These schedules contain service and infrastructure data to help the reader understand how the information in the Authority's financial report relates to the services the Authority provides and the activities it performs 133-135



State of New Mexico
Albuquerque Metropolitan Arroyo Flood Control Authority

NET POSITION BY COMPONENT

Last Ten Fiscal Years

June 30, 2025

(ACCRUAL BASIS OF ACCOUNTING)

	2025	2024	2023
Governmental activities			
Net investment in capital assets	\$ 258,644,606	\$ 250,429,067	\$ 241,954,788
Restricted	16,047,677	15,798,314	13,323,930
Unrestricted	5,749,579	6,068,147	5,195,302
Total governmental activities net of position	\$ 280,441,862	\$ 272,295,528	\$ 260,474,020
	2022	2021	2020
Governmental activities			
Net investment in capital assets	\$ 235,858,592	\$ 230,618,650	\$ 226,711,135
Restricted	13,745,822	11,746,098	10,934,607
Unrestricted	4,318,738	5,147,439	5,567,050
Total governmental activities net of position	\$ 253,923,152	\$ 247,512,187	\$ 243,212,792
	2019	2018	2017
Governmental activities			
Net investment in capital assets	\$ 214,988,196	\$ 212,351,685	\$ 195,818,843
Restricted	16,746,452	13,552,050	15,892,539
Unrestricted	7,769,788	3,613,407	15,233,565
Total governmental activities net of position	\$ 239,504,436	\$ 229,517,142	\$ 226,944,947
	2016		
Governmental activities			
Net investment in capital assets	\$ 176,226,208		
Restricted	37,175,362		
Unrestricted	1,542,075		
Total governmental activities net of position	\$ 214,943,645		

State of New Mexico
Albuquerque Metropolitan Arroyo Flood Control Authority

CHANGES IN NET POSITION

Last Ten Years

June 30, 2025

(ACCRUAL BASIS OF ACCOUNTING)

Expenses	2025	2024	2023	2022
Governmental activities:				
Flood Control	\$ 8,601,277	\$ 6,311,503	\$ 6,377,842	\$ 5,722,012
Planning, Engineering, and R&D	737,698	1,078,055	1,882,118	1,383,414
General Government	2,856,327	2,942,776	2,248,981	1,824,686
Interest on long-term debt	1,400,620	1,615,168	1,286,581	894,931
Stormwater Quality	252,248	221,405	-	-
Total government activities expenses	<u>13,848,170</u>	<u>12,168,907</u>	<u>11,795,522</u>	<u>9,825,043</u>
Program Revenues				
Government activities:				
Capital Grants and contributions				
Jointly Fund Capital Projects				
and Contributions	1,133,588	4,358,208	421,633	232,415
Net (expenses)/revenue				
Governmental activities	(12,714,582)	(7,810,699)	(11,373,889)	(9,592,628)
General Revenue				
Governmental activities:				
Property taxes	18,739,602	17,571,786	16,745,865	15,944,434
Capital asset contributions	-	-	-	-
Investment/interest income	1,863,376	1,980,303	1,140,962	40,724
Loss on disposition of assets	(13,996)	-	-	-
Other	349,964	80,118	37,930	18,435
Total governmental activities	<u>20,938,946</u>	<u>19,632,207</u>	<u>17,924,757</u>	<u>16,003,593</u>
Change in Net Position				
Governmental activities	8,224,364	11,821,508	6,550,868	6,410,965
Prior period adjustment	-	-	-	-
Total primary government	<u>\$ 8,224,364</u>	<u>\$ 11,821,508</u>	<u>\$ 6,550,868</u>	<u>\$ 6,410,965</u>

State of New Mexico
Albuquerque Metropolitan Arroyo Flood Control Authority

CHANGES IN NET POSITION

Last Ten Years

June 30, 2025

<u>2021</u>	<u>2020</u>	<u>2019</u>	<u>2018</u>	<u>2017</u>	<u>2016</u>
\$ 10,230,486	\$ 7,901,110	\$ 5,384,809	\$ 4,070,051	\$ 4,480,695	\$ 4,142,305
4,092,394	3,830,687	3,263,133	4,303,616	4,451,092	3,006,586
1,743,661	1,867,335	1,672,709	1,560,467	1,616,442	1,576,782
1,128,179	1,109,024	1,123,802	910,834	840,647	717,601
-	-	-	-	-	-
<u>17,194,720</u>	<u>14,708,156</u>	<u>11,444,453</u>	<u>10,844,968</u>	<u>11,388,876</u>	<u>9,443,274</u>
50,856	1,205,015	2,850,557	106,915	592,813	30,200
(17,143,864)	(13,503,141)	(8,593,896)	(10,738,053)	(10,796,063)	(9,413,074)
15,472,246	14,923,161	14,549,609	14,066,842	13,691,862	13,256,530
5,623,704	143,176	1,045,512	800,449	8,859,639	861,957
56,491	704,893	868,874	451,289	190,102	76,431
-	-	-	-	-	-
290,818	1,440,267	27,865	27,603	55,762	843,958
<u>21,443,259</u>	<u>17,211,497</u>	<u>16,491,860</u>	<u>15,346,183</u>	<u>22,797,365</u>	<u>15,038,876</u>
4,299,395	3,708,356	7,897,964	4,608,130	12,001,302	5,625,802
-	-	2,089,330	(2,035,935)	-	121,347
<u>\$ 4,299,395</u>	<u>\$ 3,708,356</u>	<u>\$ 9,987,294</u>	<u>\$ 2,572,195</u>	<u>\$ 12,001,302</u>	<u>\$ 5,747,149</u>

State of New Mexico
Albuquerque Metropolitan Arroyo Flood Control Authority


FUND BALANCES OF GOVERNMENTAL FUNDS

Last Ten Years

June 30, 2025

(MODIFIED ACCRUAL BASIS OF ACCOUNTING)

	<u>2025</u>	<u>2024</u>	<u>2023</u>	<u>2022</u>
General Fund				
Restricted	\$ 3,089,840	\$ 2,621,544	\$ 2,323,249	\$ 2,182,292
Committed	7,346,072	7,272,059	6,740,721	6,347,619
Unassigned	183,572	180,276	176,584	163,308
Total general fund	<u>\$10,619,484</u>	<u>\$ 10,073,879</u>	<u>\$ 9,240,554</u>	<u>\$ 8,693,219</u>
All other governmental funds				
Restricted	40,827,593	38,011,090	28,449,991	36,090,629
Committed	1,094,659	874,580	721,791	796,247
Total all other governmental funds	<u>\$41,922,252</u>	<u>\$ 38,885,670</u>	<u>\$ 29,171,782</u>	<u>\$ 36,886,876</u>
Total Fund Balance	<u>\$52,541,736</u>	<u>\$ 48,959,549</u>	<u>\$ 38,412,336</u>	<u>\$ 45,580,095</u>



State of New Mexico
Albuquerque Metropolitan Arroyo Flood Control Authority

FUND BALANCES OF GOVERNMENTAL FUNDS

Last Ten Years

June 30, 2025

<u>2021</u>	<u>2020</u>	<u>2019</u>	<u>2018</u>	<u>2017</u>	<u>2016</u>
\$ 2,125,098	\$ 2,081,553	\$ 2,267,303	\$ 2,316,874	\$ 2,332,980	\$ 2,468,364
6,553,451	6,519,361	6,388,005	6,206,135	6,128,300	6,126,497
155,227	144,860	141,063	136,169	128,770	113,135
<u>\$ 8,833,776</u>	<u>\$ 8,745,774</u>	<u>\$ 8,796,371</u>	<u>\$ 8,659,178</u>	<u>\$ 8,590,050</u>	<u>\$ 8,707,996</u>
29,568,959	30,710,132	47,950,362	43,852,050	41,733,548	37,175,362
822,206	718,222	474,818	388,761	308,521	304,597
<u>\$ 30,391,165</u>	<u>\$ 31,428,354</u>	<u>\$ 48,425,180</u>	<u>\$ 44,240,811</u>	<u>\$ 42,042,069</u>	<u>\$ 37,479,959</u>
<u>\$ 39,224,941</u>	<u>\$ 40,174,128</u>	<u>\$ 57,221,551</u>	<u>\$ 52,899,989</u>	<u>\$ 50,632,119</u>	<u>\$ 46,187,955</u>

State of New Mexico
Albuquerque Metropolitan Arroyo Flood Control Authority
CHANGES IN FUND BALANCES OF GOVERNMENTAL FUNDS

Last Ten Years

June 30, 2025

(MODIFIED ACCRUAL BASIS OF ACCOUNTING)

	<u>2025</u>	<u>2024</u>	<u>2023</u>	<u>2022</u>
Revenues				
Property taxes	\$ 18,472,635	\$ 17,684,463	\$ 16,754,104	\$ 15,942,189
Investment/interest income	1,863,376	1,980,303	1,140,962	40,724
Jointly funded projects	1,133,588	4,358,208	421,633	232,415
Revenue from Rental Property	-	-	18,033	-
Capital grant	-	-	-	-
Other	59,964	80,118	19,897	18,435
Total revenues	<u>21,529,563</u>	<u>24,103,092</u>	<u>18,354,629</u>	<u>16,233,763</u>
Expenditures				
General government	2,648,644	2,926,909	2,177,506	1,766,338
Flood control	3,752,460	1,968,633	2,040,016	1,740,863
Planning, engineering, and R&D	433,702	496,672	1,753,400	1,383,413
Stormwater Quality	252,248	221,405	-	-
Rental property	-	-	-	-
Capital outlay	10,636,429	10,037,185	19,836,311	8,320,744
Debt service:				
Principal	11,675,000	8,820,000	11,525,000	8,460,000
Interest	2,077,525	2,029,744	1,545,470	1,551,550
Bond issuance costs	138,201	160,700	123,831	44,075
Total expenditures	<u>31,614,209</u>	<u>26,661,248</u>	<u>39,001,534</u>	<u>23,266,983</u>
Excess (deficiency) of revenues over expenditures	<u>(10,084,646)</u>	<u>(2,558,156)</u>	<u>(20,646,905)</u>	<u>(7,033,220)</u>
Other financing sources (uses)				
Transfers in	3,700,000	2,900,000	1,530,290	2,315,000
Transfers out	(3,700,000)	(2,900,000)	(1,530,290)	(2,315,000)
Sale of Land	290,000	-	-	-
Bonds issued	12,500,000	12,500,000	12,500,000	12,500,000
Premium on bonds issued	876,833	605,369	979,147	888,372
Total other financing sources (uses)	<u>13,666,833</u>	<u>13,105,369</u>	<u>13,479,147</u>	<u>13,388,372</u>
Net change in fund balances	<u>\$ 3,582,187</u>	<u>\$ 10,547,213</u>	<u>\$ (7,167,758)</u>	<u>\$ 6,355,152</u>
Debt service as a percentage of non-capital expenditures	66%	65%	68%	67%
Debt service as a percentage of total expenditures	44%	41%	34%	43%

State of New Mexico
Albuquerque Metropolitan Arroyo Flood Control Authority
CHANGES IN FUND BALANCES OF GOVERNMENTAL FUNDS

Last Ten Years

June 30, 2025

<u>2021</u>	<u>2020</u>	<u>2019</u>	<u>2018</u>	<u>2017</u>	<u>2016</u>
\$ 15,433,851	\$ 14,971,686	\$ 14,578,386	\$ 14,046,231	\$ 13,703,472	\$ 13,427,765
56,491	704,893	868,874	451,289	190,102	76,431
50,856	988,313	2,850,557	106,915	592,813	30,200
-	-	-	-	-	-
-	216,702	-	-	-	-
290,818	1,440,267	27,865	27,603	55,762	773,458
<u>15,832,016</u>	<u>18,321,861</u>	<u>18,325,682</u>	<u>14,632,038</u>	<u>14,542,149</u>	<u>14,307,854</u>
1,660,252	1,762,835	1,607,998	1,529,457	1,554,037	1,544,459
6,554,232	3,641,482	1,178,697	1,143,984	1,059,377	1,064,564
1,586,520	1,297,189	936,458	907,167	995,714	945,377
-	-	-	-	-	-
5,526	27,489	-	-	-	-
9,137,630	16,816,463	12,861,751	8,618,742	9,754,160	7,970,856
9,465,000	10,130,000	10,030,000	12,125,000	9,300,000	8,675,000
1,723,425	1,693,826	1,494,573	1,328,014	1,085,169	923,055
109,572	-	93,355	95,362	93,245	104,120
<u>30,242,157</u>	<u>35,369,284</u>	<u>28,202,832</u>	<u>25,747,726</u>	<u>23,841,702</u>	<u>21,227,431</u>
<u>(14,410,141)</u>	<u>(17,047,423)</u>	<u>(9,877,150)</u>	<u>(11,115,688)</u>	<u>(9,299,553)</u>	<u>(6,919,577)</u>
1,440,000	1,831,000	2,481,000	208,000	458,521	400,000
(1,440,000)	(1,831,000)	(2,481,000)	(208,000)	(458,521)	(400,000)
-	-	-	-	-	-
12,500,000	-	12,500,000	12,500,000	12,500,000	12,500,000
960,954	-	822,841	883,558	1,243,717	817,803
13,460,954	-	13,322,841	13,383,558	13,743,717	13,317,803
<u>\$ (949,187)</u>	<u>\$(17,047,423)</u>	<u>\$ 3,445,691</u>	<u>\$ 2,267,870</u>	<u>\$ 4,444,164</u>	<u>\$ 6,398,226</u>
47%	56%	65%	66%	59%	63%
37%	33%	41%	52%	44%	45%

State of New Mexico
Albuquerque Metropolitan Arroyo Flood Control Authority
ASSESSED VALUE AND ESTIMATE OF ACTUAL VALUE OF PROPERTY
Last Ten Fiscal Years
June 30, 2025

Fiscal Year Ended June 30,	Base (Prior Year's Abstract)	CURRENT TAX YEAR	
		Net New Valuation	
2025	\$ 19,927,559,693	\$	236,018,593
2024	18,991,233,011		169,355,148
2023	17,933,524,918		145,069,813
2022	17,100,925,766		222,619,151
2021	16,449,708,670		157,307,116
2020	15,971,902,706		130,316,441
2019	15,478,364,557		137,221,679
2018	14,969,915,568		131,625,233
2017	14,475,546,466		129,837,918
2016	14,022,994,497		153,546,883

Note 1: The levies are requested by the Board of Directors and set by the Department of Finance and Administration, State of New Mexico.

Note 2: The Bernalillo County Treasurer levies and collects the taxes and distributes to all taxing jurisdictions.

Source: County Assessor's Office and State Department of Finance



State of New Mexico
Albuquerque Metropolitan Arroyo Flood Control Authority
ASSESSED VALUE AND ESTIMATE OF ACTUAL VALUE OF PROPERTY
Last Ten Fiscal Years
June 30, 2025

CURRENT TAX YEAR

Valuation Maintenance	Centrally Assessed Value	Total Assessed Valuation
\$ 870,355,584	\$ 711,891,257	\$ 21,745,825,127
503,121,854	683,383,684	20,347,093,697
649,627,643	571,061,305	19,331,642,894
547,217,476	532,875,421	18,403,637,814
187,194,629	540,439,036	17,334,649,451
98,313,206	510,033,551	16,710,565,904
197,319,396	513,192,735	16,326,098,367
235,501,931	453,134,739	15,790,177,471
170,983,185	487,992,410	15,264,359,979
120,198,125	484,785,453	14,781,524,958



Ladera Dam 5

State of New Mexico
Albuquerque Metropolitan Arroyo Flood Control Authority
PROPERTY TAX RATES: DIRECT AND OVERLAPPING (PER \$1,000 OF ASSESSED VALUATION)

Last Ten Fiscal Years

June 30, 2025

	2025	2024	2023	2022	2021	2020	2019	2018	2017	2016
Albuquerque Flood Control										
Operating	0.171	0.172	0.175	0.173	0.171	0.174	0.174	0.172	0.171	0.173
Debt Service	0.675	0.675	0.675	0.675	0.675	0.675	0.675	0.675	0.675	0.675
Total Direct Rate	0.846	0.847	0.850	0.848	0.846	0.849	0.849	0.847	0.846	0.848
Rio Grande Conservancy District	6.069	6.069	6.069	5.069	5.069	5.069	5.069	5.069	4.828	4.598
Village of Los Rancho de Albuquerque										
Debt Service	1.490	1.000	1.000	1.000	1.000	1.000	1.000	1.000	1.000	1.000
Bernalillo County										
Operating	6.903	6.949	7.078	7.011	6.972	7.114	7.105	7.022	6.996	7.090
Debt Service	1.264	1.264	1.264	1.264	1.265	1.265	1.265	1.265	1.265	1.265
Open Space	0.190	0.191	0.195	0.193	0.192	0.196	0.196	0.194	0.193	0.196
Judgement	-	-	0.006	0.006	0.007	0.007	0.008	0.009	0.009	0.010
City of Albuquerque										
Operating	6.131	6.170	6.284	6.232	6.180	6.317	6.313	6.253	6.241	6.339
Debt Service	4.976	4.976	4.976	4.976	4.976	4.976	4.976	4.976	4.976	4.976
Albuquerque Public Schools										
Operating	0.266	0.268	0.273	0.271	0.264	0.270	0.269	0.267	0.266	0.270
Debt Service	4.430	4.480	4.480	4.480	4.480	4.284	4.262	4.118	4.101	4.061
Capital Improvement (Senate Bill 9)	1.948	1.963	2.000	2.000	2.000	2.000	2.000	1.921	1.914	1.940
Building (House Bill 33)	3.739	3.766	3.838	3.838	3.761	3.838	3.835	3.800	3.787	3.838
School District Ed. Tech Debt	-	-	-	-	-	0.196	0.222	0.367	0.384	0.378
Central NM Community College										
Operating	2.706	2.733	2.790	2.775	2.763	2.822	2.823	2.799	2.789	2.776
Debt Service	1.000	1.000	1.000	1.000	1.000	1.000	1.000	1.000	1.000	1.000
Hospitals	6.400	6.224	6.339	6.279	6.272	6.400	6.400	6.400	6.400	6.198
Village of Tijeras										
Operating	2.225	2.225	0.885	0.834	0.886	0.881	0.893	0.874	0.871	0.868
Rio Rancho										
Operating	7.608	7.093	7.650	7.650	7.167	6.358	7.650	7.650	7.650	7.650
Debt Service	2.771	2.771	2.772	2.770	2.770	2.770	2.770	2.768	2.051	2.016
State of New Mexico	1.360	1.360	1.360	1.360	1.360	1.360	1.360	1.360	1.360	1.360

Note - When there are separate residential and non-residential rates, the direct rate is a combined porportion of the rates and not the actual mil levy rate

(1) County is no longer required to attach special district's schedules to the abstract-info is not available for property tax values.

(2) The Open Space mill levy was expired for fiscal years 2013, 2014, and 2015.

(3) All portions of the City of Rio Rancho that are in the AMAFCA Jurisdiction are undeveloped.

Source: County Assessor's Office, County Treasurer's Office and State Department of Finance and Administration



Mariposa Diversion

State of New Mexico
Albuquerque Metropolitan Arroyo Flood Control Authority

PRINCIPAL PROPERTY TAXPAYERS

Current Year and Ten Years Ago

June 30, 2025

<u>Taxpayer</u>	2025			2016		
	<u>Taxable Assessed Value</u>	<u>Rank</u>	<u>Percentage of Total Taxable Assessed Value</u>	<u>Taxable Assessed Value</u>	<u>Rank</u>	<u>Percentage of Total Taxable Assessed Value</u>
Public Service Company of New Mexico - Electric Services	340,101,924	1	1.564%	200,919,713	1	1.329%
Arenas Global 1 Prop Co LLC	65,843,158	2	0.303%	-	-	-
Amazon.com Services LLC	59,814,354	3	0.275%	-	-	-
New Mexico Gas Company	53,591,086	4	0.246%	40,731,131	3	0.269%
Comcast of NM Inc.	46,976,933	5	0.216%	28,370,564	4	0.188%
Qwest Corporation	41,231,615	6	0.190%	47,553,141	2	0.315%
Southwest Airlines	36,138,659	7	0.166%	22,117,361	5	0.146%
Cellco Partnership	22,854,750	8	0.105%	-	-	-
Coronado Center LLC	22,051,804	9	0.101%	-	-	-
Presbyterian Healthcare Services	19,267,924	10	0.089%	-	-	-
Verizon Wireless	-	-	-	20,459,244	6	0.135%
Vtr Lovelace MC & Rehab LLC	-	-	-	19,655,876	7	0.130%
Simon Property Group, Ltd (Cottonwood Mall)	-	-	-	15,960,737.00	8	0.106%
AT&T Mobility	-	-	-	15,765,789.00	9	0.104%
Lovelace Respiratory Research	-	-	-	14,425,958	10	0.095%
Total	\$ 707,872,207		3.255%	\$ 425,959,514		2.817%

Source: County Treasurer's Office

Note: As provided by Bernalillo County

Total taxable value including real and personal property for tax year 2024 (fiscal year 2025) is \$ 21,745,825,127


Total taxable value including real and personal property for tax year 2015 (fiscal year 2016) is \$ 15,119,077,244



State of New Mexico
Albuquerque Metropolitan Arroyo Flood Control Authority
PROPERTY TAX LEVIES AND COLLECTIONS
Last Ten Fiscal Years
June 30, 2025

Fiscal Year Ended June 30,	Operational Tax Levy for Fiscal Year	Debt Service Tax Operational Levy for Fiscal Year	Total Tax Debt Service Levy for Fiscal Year	Collected within the Fiscal Year of the Levy		Collections in Subsequent Years	Total Collections to Date	
				Amount	Percentage of Levy		Amount	Percentage of Levy
2025	4,926,979	13,915,600	18,842,580	18,200,874	96.59%	-	18,200,874	96.59%
2024	4,712,210	13,220,246	17,932,456	17,388,850	96.97%	310,347	17,699,197	98.70%
2023	4,419,880	12,512,433	16,932,313	16,452,652	97.17%	412,019	16,864,671	99.60%
2022	4,183,662	11,911,271	16,094,933	15,620,101	97.05%	434,537	16,054,638	99.75%
2021	4,123,544	11,473,025	15,596,569	15,115,011	96.91%	446,666	15,561,677	99.78%
2020	4,026,166	11,149,451	15,175,617	14,678,938	96.73%	465,601	15,144,539	99.80%
2019	3,914,346	10,822,729	14,737,075	14,275,124	96.87%	431,896	14,707,020	99.80%
2018	3,786,727	10,441,453	14,228,180	13,768,721	96.77%	431,683	14,200,404	99.80%
2017	3,721,406	10,108,470	13,829,876	13,384,425	96.78%	419,598	13,804,023	99.81%
2016	3,670,612	9,783,139	13,453,751	13,012,483	96.72%	417,208	13,429,691	99.82%

The levies are requested by the County Commission and set by the Department of Finance and Administration, State of New Mexico
The County Treasurer levies and collects the taxes and distributes to all taxing jurisdictions.
Source: County Treasurer's Office



**State of New Mexico
Albuquerque Metropolitan Arroyo Flood Control Authority**

LEGAL DEBT MARGIN INFORMATION

Last Ten Fiscal Years

June 30, 2025

	<u>2025</u>	<u>2024</u>	<u>2023</u>	<u>2022</u>
Debt Limit	\$ 80,000,000	\$ 80,000,000	\$ 80,000,000	\$ 80,000,000
Total net debt applicable to limit (1)	<u>63,427,799</u>	<u>62,512,676</u>	<u>58,899,665</u>	<u>57,560,773</u>
Legal debt margin	<u>\$ 16,572,201</u>	<u>\$ 17,487,324</u>	<u>\$ 21,100,335</u>	<u>\$ 22,439,227</u>
Total net debt applicable to the limit as a percentage of debt limit	79.28%	78.14%	73.62%	71.95%

Sources: Details regarding the Authority's outstanding debt can be found in the notes to the financial statements.



State of New Mexico
Albuquerque Metropolitan Arroyo Flood Control Authority

LEGAL DEBT MARGIN INFORMATION

Last Ten Fiscal Years

June 30, 2025

<u>2021</u>	<u>2020</u>	<u>2019</u>	<u>2018</u>	<u>2017</u>	<u>2016</u>
\$ 80,000,000	\$ 80,000,000	\$ 80,000,000	\$ 80,000,000	\$ 80,000,000	\$ 80,000,000
<u>53,263,789</u>	<u>49,965,883</u>	<u>60,701,080</u>	<u>57,982,888</u>	<u>57,256,442</u>	<u>53,259,715</u>
<u>\$ 26,736,211</u>	<u>\$ 30,034,117</u>	<u>\$ 19,298,920</u>	<u>\$ 22,017,112</u>	<u>\$ 22,743,558</u>	<u>\$ 26,740,285</u>
66.58%	62.46%	75.88%	72.48%	71.57%	66.57%



Powerline Channel



State of New Mexico
Albuquerque Metropolitan Arroyo Flood Control Authority

RATIOS OF GENERAL BONDED DEBT OUTSTANDING

Last Ten Fiscal Years

June 30, 2025

Fiscal Year	General Obligation Bonds (1)	Less: Amounts Available in Debt Service Fund (6)	Total	Percentage of Personal Income (2)	Percentage of Estimated Actual Taxable Value (3) of Property	Per Capita (2)	Personal Income (amounts expressed in thousands) (4)	Actual Taxable Value	Population
2025	\$ 63,427,799	\$ 14,928,507	\$ 48,499,292	N/A *	0.29%	N/A *	N/A *	21,745,825,127	N/A *
2024	62,512,676	15,020,897	47,491,779	0.16%	0.31%	93.08	39,553,228	20,347,093,697	671,586
2023	58,899,665	12,834,674	46,064,991	0.16%	0.30%	87.34	37,353,112	19,331,642,894	674,393
2022	57,560,773	13,529,404	44,031,369	0.20%	0.31%	84.44	29,423,596	18,403,637,814	681,666
2021	53,263,789	11,431,418	41,832,371	0.18%	0.27%	78.68	29,423,596	17,334,649,451	681,666
2020	49,965,883	10,447,388	39,518,495	0.17%	0.25%	73.81	29,423,596	16,710,565,904	681,666
2019	60,701,080	11,251,836	49,449,244	0.21%	0.31%	89.67	29,423,596	16,326,098,367	679,121
2018	57,982,888	11,252,174	46,730,714	0.20%	0.30%	85.68	28,984,605	15,790,177,471	678,701
2017	57,256,442	13,546,456	43,709,986	0.20%	0.31%	84.60	27,932,680	15,264,359,979	676,773
2016	53,259,715	12,717,115	40,542,600	0.19%	0.29%	78.83	28,128,250	14,781,524,958	676,953

Note: Details regarding the Authority's outstanding debt can be found in the notes to the financial statements.

Sources:

- 1) Presented net of original issuance discounts and premiums
 - 2) US Census Bureau for Bernalillo County, 2018 and 2017 amounts are unavailable so 2016 were used and can be found in the Schedule of Demographic and Economic Statistics
 - 3) See the Schedule of Assessed Value and Estimated Actual Value of Taxable Property for property value data.
 - 4) US Federal Reserve Bank of St. Louis
 - 5) The Authority only has general obligation bonds, no business type activities, and no component units.
 - 6) Amount available in Debt Service Fund does not include accrued interest which is included in the statement of net position
- *Data not available due to Federal Government Shutdown

State of New Mexico
Albuquerque Metropolitan Arroyo Flood Control Authority
DIRECT AND OVERLAPPING GOVERNMENTAL ACTIVITIES DEBT AS OF JUNE 30, 2025
Last Ten Fiscal Years
June 30, 2025

	<u>Debt Outstanding</u>	<u>Applicable to AMAFCA</u>	<u>AMAFCA Share of Debt</u>
AMAFCA (1)	\$ 59,520,000	100.00%	<u>\$ 59,520,000</u>
Albuquerque Public Schools	517,510,000	92.96%	481,073,611
City of Albuquerque	484,896,000	100.00%	484,896,000
Bernalillo County	133,010,000	94.87%	126,181,653
Central New Mexico Community College	157,630,000	78.37%	123,540,822
Village of Los Ranchos	7,018,000	100.00%	7,018,000
State of New Mexico	558,775,000	18.35%	<u>102,518,971</u>
Subtotal Overlapping Debt			1,325,229,057
Total Direct and Overlapping Debt			<u>\$ 1,384,749,057</u>

Ratios:

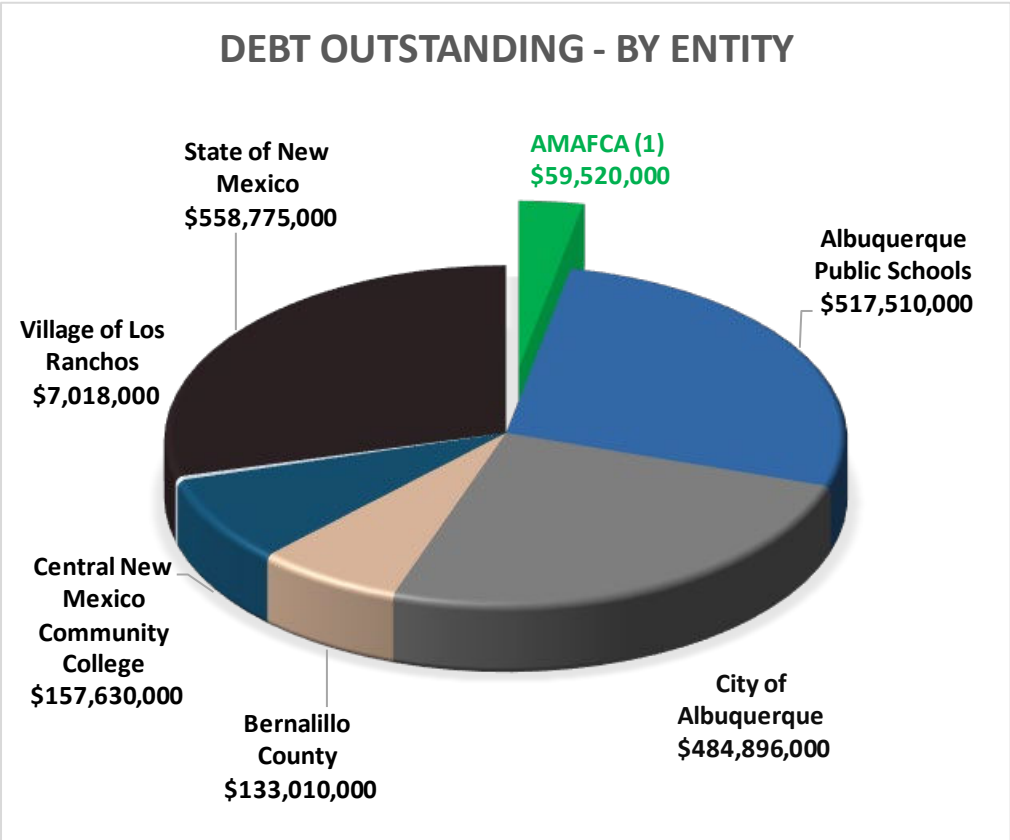
AMAFCA direct debt to assessed valuation	0.31%
Total direct and overlapping debt to assessed valuation	7.18%
AMAFCA direct debt to actual valuation	0.10%
Total direct and overlapping debt to actual valuation	2.39%
AMAFCA debt per capita	\$ 87.70
Direct and overlapping debt per capita	\$ 2,040.30

Source: Debt outstanding data provided by each governmental unit.

(1) Presented net of original issuance discounts and premiums

Method: Percentage of overlap is calculated using most current assessed property valuation and comparing the respective entity to the Authority.

State of New Mexico
Albuquerque Metropolitan Arroyo Flood Control Authority
DIRECT AND OVERLAPPING GOVERNMENTAL ACTIVITIES DEBT AS OF JUNE 30, 2025
 Last Ten Fiscal Years
 June 30, 2025



State of New Mexico
Albuquerque Metropolitan Arroyo Flood Control Authority

DEMOGRAPHIC AND ECONOMIC STATISTICS

Last Ten Fiscal Years

June 30, 2025

Fiscal Year	Population (1)	Personal Income (amounts expressed in thousands) (2)	Per Capita Personal Income (2)	Unemployment Rate (2)
2025	N/A *	N/A *	N/A *	4.3%
2024	671,586	39,553,228	58,895	4.4%
2023	674,393	37,457,810	55,543	4.1%
2022	681,666	38,832,295	55,493	8.5%
2021	681,666	36,548,204	53,616	8.0%
2020	681,666	33,958,555	49,817	8.5%
2019	679,121	31,327,852	46,130	5.0%
2018	678,701	29,620,548	43,643	4.9%
2017	676,773	28,582,865	42,215	6.1%
2016	676,953	27,991,330	41,349	6.8%

Education (3)

Percent

Persons age 25 and Over:		
Less than 9th grade	19,806	4%
9th-12th grade, no diplomas	27,396	6%
High School Graduates	114,460	24%
Associates Degree	41,457	9%
Some college, no degree	91,741	19%
Bachelor degree	103,419	22%
Graduate or professional degree	81,501	17%
Percentage completed high school		90%
Percentage completed 4 year college		39%

School Enrollment (4)

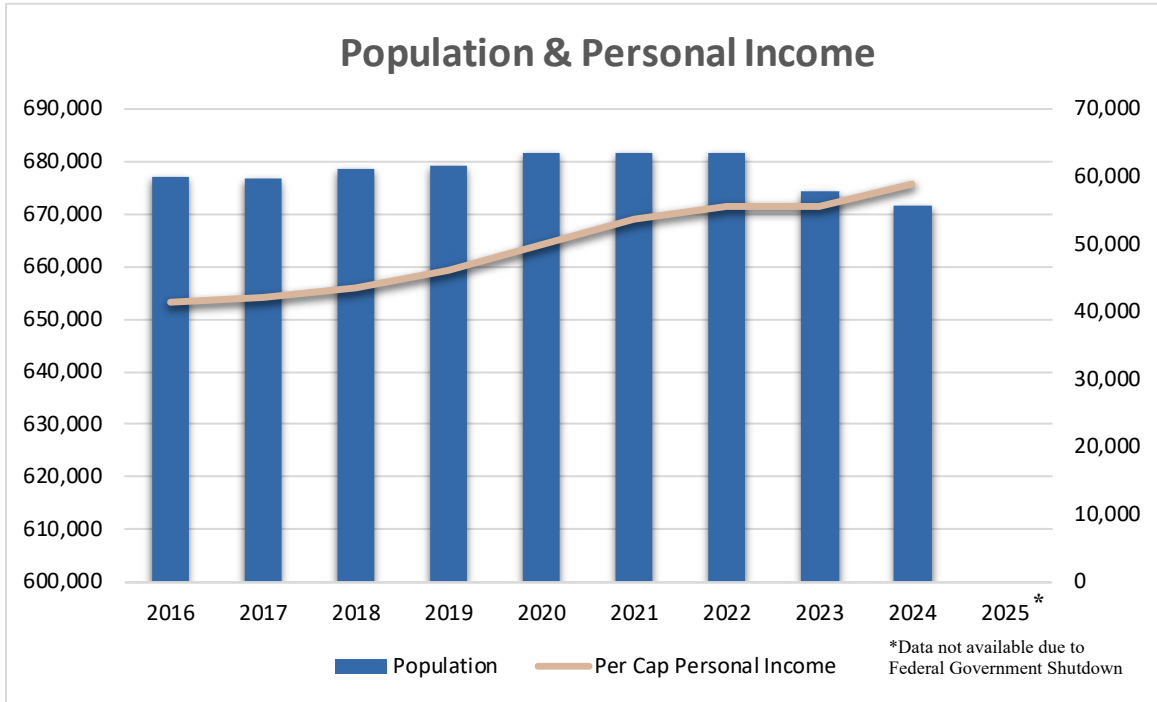
Elementary School	28,967
Mid-High Schools	13,271
High Schools	20,538
Private and parochial schools	14,192
CNM	19,404
University of New Mexico	23,406

Sources:

- (1) US Census Bureau for Bernalillo County
- (2) US Federal Reserve Bank of St. Louis
- (3) United States Census
- (4) New Mexico Higher Education Department

*Data not available due to Federal Government Shutdown

State of New Mexico
Albuquerque Metropolitan Arroyo Flood Control Authority
DEMOGRAPHIC AND ECONOMIC STATISTICS
 Last Ten Fiscal Years
 June 30, 2025



**State of New Mexico
Albuquerque Metropolitan Arroyo Flood Control Authority**

PRINCIPAL EMPLOYERS

For the Current Year and Ten Years Ago

June 30, 2025

Employer	2025			2016		
	Employees	Rank	Percentage of Total County Employment	Employees	Rank	Percentage of Total County Employment
Kirtland Air Force Base	23,000	1	6.67%	10,125	2	3.34%
Albuquerque Public Schools	15,000	2	4.35%	14,810	1	4.89%
Presbyterian Health System (2)	13,456	3	3.90%	7,310	4	2.41%
Sandia National Labs	13,361	4	3.87%	9,852	3	3.25%
UNM Hospital/Health Sciences Center (3)	12,105	5	3.51%	6,021	5	1.99%
City of Albuquerque	6,300	6	1.83%	5,500	6	1.82%
State of New Mexico	4,371	7	1.27%	4,950	7	1.63%
Amazon	3,500	8	1.02%			
University of New Mexico	3,460	9	1.00%	4,210	8	1.39%
NM Veterans Affairs Healthcare System	3,100	10	0.90%			
Lovelace (formerly Lovelace Sandia Health System)				4,000	9	1.32%
Bernalillo County- as of 10/1/15				2,425	10	0.80%
Total	97,653		28.32%	69,203		22.84%

Sources:

Albuquerque Economic Development, November 2024

Notes: (1) For 2015, Kirtland's employment number includes active duty military, guard reserve, civil service and contract employees.

Sandia National Laboratories employees are located at Kirtland Air Force Base, but employment number is shown separately.

(2) Formerly Presbyterian

(3) Formerly formely UNM Hospital

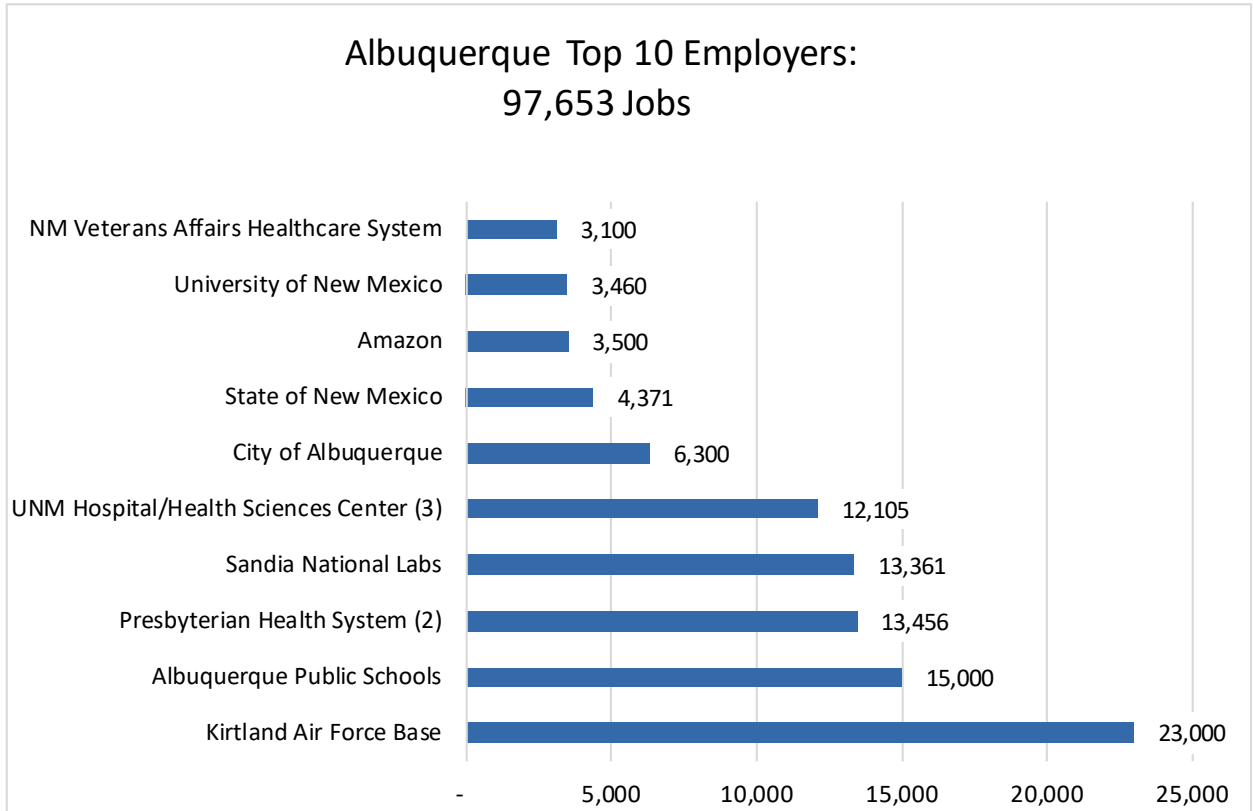



State of New Mexico
Albuquerque Metropolitan Arroyo Flood Control Authority

PRINCIPAL EMPLOYERS

For the Current Year and Ten Years Ago

June 30, 2025





San Antonio Arroyo



State of New Mexico
Albuquerque Metropolitan Arroyo Flood Control Authority
FULL-TIME EQUIVALENT AMAFCA EMPLOYEES BY FUNCTION
Last Ten Fiscal Years
June 30, 2025

Function	<u>2025</u>	<u>2024</u>	<u>2023</u>	<u>2022</u>	<u>2021</u>	<u>2020</u>	<u>2019</u>	<u>2018</u>	<u>2017</u>	<u>2016</u>
General & Administrative	8	8	7	5	5	5	5	5	5	5
Planning & Engineering	4	4	4	8	6	6	6	5	6	5
Operations & Maintenance	17	16	16	11	10	12	12	12	12	12
	<u>29</u>	<u>28</u>	<u>27</u>	<u>24</u>	<u>20</u>	<u>22</u>	<u>23</u>	<u>22</u>	<u>23</u>	<u>22</u>

State of New Mexico
Albuquerque Metropolitan Arroyo Flood Control Authority

OPERATING INDICATORS BY FUNCTION

Last Ten Fiscal Years

June 30, 2025

	<u>2025</u>	<u>2024</u>	<u>2023</u>	<u>2022</u>
Finance				
General Operating Disbursements	889	990	885	854
Disbursements for Bond Related Expenditures	221	191	200	129
Purchasing				
Number of RFPs and Bids Issued (1)	16	12	14	24
Number of On-Call Engineering Task Orders (1)	10	9	11	32
Flood Control & Infrastructure				
Number of Citizen reported deficiencies (1) (3)	0	0	0	0(2)
Number of Dams & Ponds	79	79	77	77
Miles of Unlined Arroyos	38.1	38.1	38.1	39.6
Miles of Lined Arroyos	38.2	38.2	38.2	38.1
Miles of Pipe	15.3	15.3	14.7	14.2
Acres/sqr ft of maintained real property	2,400	2,370	2,361	2,370
Vehicle Miles Driven	180,831	118,936	132,395	141,900
Equipment Hours Incurred	3,261	3,357	2,374	2,687
Water Quality				
Number of Water Quality Structures	133	133	133	133
Cubic Yards of Sediment Removal (1)	62,050	2,130	13,412	36,888
Cubic Yards of Trash/Debris Removal (1)	1,645	1,954	2,725	4,696
Planning & Engineering				
LOMRs Completed (1)	4	1	1	-
Development Reviews				
CPC	37	38	39	52
EPC	34	55	48	47
DRB (or equivalent)	20	20	42	43
PWDN	170	89	60	49
Annual Rainfall (1)				
Annual - @ Albuquerque Sunport	5.23	6.75	5.77	9.31
Monsoon Season (July - September)	3.6	1.85	1.92	6.10
North Diversion Channel Peak Discharge (cfs)	4790	10400	7,720	2,250
Rio Grande River Peak Flow Rate (cfs)	1920	3310	5,360	1,800

(1) Calendar Year

(2) Through issuance of the ACFR

(3) No longer tracking for FY25 and department will replace indicator in FY26.

Source: All data provided by AMAFCA departments unless otherwise noted.

State of New Mexico
Albuquerque Metropolitan Arroyo Flood Control Authority

OPERATING INDICATORS BY FUNCTION

Last Ten Fiscal Years

June 30, 2025

<u>2021</u>	<u>2020</u>	<u>2019</u>	<u>2018</u>	<u>2017</u>	<u>2016</u>
814	768	753	729	771	773
202	215	200	186	182	198
11 (2)	14	12	5	17	9
19 (2)	29	42	44	64	47
2 (2)	1	0	0	5	1
77	76	76	71	69	69
37.6	37.8	38.7	39.2	40.2	40.2
38.1	38.0	37.8	37.7	36.8	36.7
14.2	13.7	12.2	11.4	11.4	11.3
2,367	2,436	2,378	2,375	2,236	2,236
137,938	155,407	145,739	126,082	131,178	154,347
2,690	4,134	3,174	4,878	3,120	2,529
130	131	131	131	131	127
53,079	16,041	69,814	105,778	50,728	14,444
1,413	1,128	1,845	1,612	1,705	822
1	-	-	-	3	1
32	11	31	35	71	44
43	10	32	34	59	55
46	30	64	45	60	47
37	49	60	45	61	48
5.50	5.88	8.78	8.72	7.67	6.68
3.13	2.45	2.83	4.00	4.54	3.04
2,250	501	3,130	7,190	4,620	5,660
2,240	1,260	5,720	2,800	5,660	3,950



Tijeras Arroyo





STATE COMPLIANCE

State of New Mexico
Albuquerque Metropolitan Arroyo Flood Control Authority
SCHEDULE OF INVESTMENTS, DEPOSITS, AND PLEDGED COLLATERAL

Last Ten Fiscal Years

June 30, 2025

New Mexico State Treasurer, Santa Fe, NM - Investments:	
Local Government Investment Pool	<u>\$ 53,302,920</u>
Wells Fargo Bank, Albuquerque, NM - Demand Deposit Accounts:	
Depository balances as of June 30, 2025 (non-interest bearing)	
Checking	
General account	\$ 20,000
Storm Quality Education	152,057
MRG Stormwater MS4 CMC	83,324
Ditch & Water Safety Task Force Fund	<u>75,235</u>
Total depository balances	\$ 330,616
Less FDIC insurance coverage	<u>(250,000)</u>
Uninsured balance	<u><u>\$ 80,616</u></u>
Collateralization required (50%)	\$ 40,308
Wells Fargo Collateralization on AMAFCA behalf a/o June 30, 2025	
FNMA FNMS par \$17,354,589; interest rate 3.5%; maturity date 04/01/47	
CUSIP #3140XCTL2	<u>8,489,611</u>
Total collateral	<u><u>\$ 8,489,611</u></u>
Collateralization in deficit of requirement	<u><u>\$ -</u></u>
Excess collateral as of June 30, 2025	<u><u>\$ 8,449,303</u></u>



Agency & Area Wide XI Project at North Diversion Channel at Comanche

**REPORT ON INTERNAL CONTROL OVER FINANCIAL REPORTING AND ON
COMPLIANCE AND OTHER MATTERS BASED ON AN AUDIT OF FINANCIAL
STATEMENTS PERFORMED IN ACCORDANCE WITH *GOVERNMENT AUDITING STANDARDS***

INDEPENDENT AUDITORS' REPORT

Joseph M. Maestas, P.E., CFE
New Mexico State Auditor
Board of Directors and Management
Albuquerque Metropolitan Arroyo Flood Control Authority
Albuquerque, New Mexico

We have audited, in accordance with the auditing standards generally accepted in the United States of America and the standards applicable to financial audits contained in *Government Auditing Standards* issued by the Comptroller General of the United States, the financial statements of the governmental activities, each major fund, the aggregate remaining fund information, and the budgetary comparison of the General Fund of Albuquerque Metropolitan Arroyo Flood Control Authority (the Authority), as of and for the year ended June 30, 2025, and the related notes to the financial statements, which collectively comprise the Authority's basic financial statements, and have issued our report thereon dated December 1, 2025.

Report on Internal Control Over Financial Reporting

In planning and performing our audit of the financial statements, we considered the Authority's internal control over financial reporting (internal control) to determine the audit procedures that are appropriate in the circumstances for the purpose of expressing our opinions on the financial statements, but not for the purpose of expressing an opinion on the effectiveness of the Authority's internal control. Accordingly, we do not express an opinion on the effectiveness of the Authority's internal control.

A deficiency in internal control exists when the design or operation of a control does not allow management or employees, in the normal course of performing their assigned functions, to prevent, or detect and correct misstatements on a timely basis. *A material weakness* is a deficiency, or a combination of deficiencies, in internal control such that there is a reasonable possibility that a material misstatement of the entity's financial statements will not be prevented, or detected and corrected on a timely basis. *A significant deficiency* is a deficiency, or a combination of deficiencies, in internal control that is less severe than a material weakness, yet important enough to merit attention by those charged with governance.

Our consideration of internal control was for the limited purpose described on the first paragraph of this section and was not designed to identify all deficiencies in internal control that might be a material weakness or significant deficiencies and therefore, material weaknesses or significant deficiencies may exist that were not identified. We identified a certain deficiency in internal controls, described in the accompanying schedule of findings and responses as item 2025-001 that we consider to be a material weakness.

Report on Compliance and Other Matters

As part of obtaining reasonable assurance about whether the Authority's financial statements are free of material misstatement, we performed tests of its compliance with certain provisions of laws, regulations, contracts, and grant agreements, noncompliance with which could have a direct and material effect on the determination of financial statement amounts. However, providing an opinion on compliance with those provisions was not an objective of our audit, and accordingly, we do not express such an opinion. The results of our tests did not disclose instances of noncompliance or other matters that are required to be reported under *Government Auditing Standards*.

We noted certain matters that are required to be reported per section 12-6-5 NMSA 1978 that we have described in the accompanying schedule of finding and responses as item 2025-002.

Authority's Responses to Findings

Government Auditing Standards requires the auditor to perform limited procedures on the Authority's responses to the findings identified in our audit and described in the accompanying schedule of findings and responses. The Authority's responses were not subjected to the other auditing procedures applied in the audit of the financial statements and, accordingly, we express no opinion on the responses.

Purpose of this Report

The purpose of this report is solely to describe the scope of our testing of internal control and compliance and the result of that testing, and not to provide an opinion on the effectiveness of the Authority's internal control or on compliance. This report is an integral part of an audit performed in accordance with *Government Auditing Standards* in considering the Authority's internal control and compliance. Accordingly, this communication is not suitable for any other purpose.

A handwritten signature in blue ink that reads "Cordova CPAs LLC". The signature is written in a cursive, slightly slanted style.

Cordova CPAs LLC
Albuquerque, NM
December 1, 2025

ALBUQUERQUE METROPOLITAN ARROYO FLOOD CONTROL AUTHORITY

Schedule of Findings and Responses

For the Year Ended June 30, 2025

SECTION I - SUMMARY OF AUDITORS' RESULTS

Financial Statements:

- | | |
|--|------------|
| 1. Type of auditors' report issued | Unmodified |
| 2. Internal control over financial reporting: | |
| a. Material weaknesses identified? | Yes |
| b. Significant deficiencies identified not considered to be material weaknesses? | None noted |
| c. Noncompliance material to the financial statements noted? | None noted |

ALBUQUERQUE METROPOLITAN ARROYO FLOOD CONTROL AUTHORITY

Schedule of Findings and Responses

For the Year Ended June 30, 2025

SECTION II - FINANCIAL STATEMENT FINDINGS

2025-001 — Deficiencies in IT General Computer Controls and IT Environment – (Material Weakness)

Condition: During our audit, we noted that there was a severe cybersecurity attack committed against the Authority which resulted in a ransomware attack on the servers and workstations.

Criteria: According to NMAC 1.12, provides guidance on an Enterprise Security Policy for the protection of information technology (IT) assets and resources including data and information. The policy establishes that protection must be provided for IT assets, resources, and data/information from unauthorized access, use, disclosure, disruption, modification, or destruction to provide integrity, confidentiality, availability, accountability, and assurance, and establishes that controls must be maintained over information systems, resources, and data/information sufficient to contain risk of loss or misuse of information. In addition, the Committee of Sponsoring Organizations (COSO) COSO Internal Control – Integrated Framework (2013), consists of five critical elements that must be present in carrying out the achievement objectives of an organization. These elements are known as the control environment, risk assessment, control activities, information and communication and monitoring, which includes the implementation of good internal controls over IT general computer controls within the organization.

Effect: The deficiencies in the IT environment resulted in weaknesses in internal controls and led to a debilitating cybersecurity event. Ultimately, the Authority spent \$4,762.41 to rebuild the Authority's desktops after ransomware attack. Additionally, the Authority incurred significant productivity losses due to a two-week operational disruption.

Cause: The Authority was exposed to a ransomware attack initiated through a malicious email that was inadvertently opened by an employee. The event revealed deficiencies in user awareness and exploited gaps in existing IT general controls that did not fully prevent or isolate the threat.

Beginning on September 20, 2024, the Authority's IT consultant noticed anomalous behavior with the AMAFCA servers. The attempts to bring the servers back online were unsuccessful and it was determined that there had been a ransomware attack. To contain the attack, the decision was made to wipe all devices and restore the servers from a previous backup. The decision was also made to initiate the plan to migrate to the new network cabling and internet connection. While this slowed the restoration of services, it provided a clean network to bring the systems back online and provide a locally managed firewall to strengthen security. The Authority is reviewing system policies and will be deploying additional security layers to prevent another attack.

Auditors' Recommendations: The Authority should perform a complete risk assessment of the IT General Computer Controls and IT environment and develop appropriate and timely responses to reduce and mitigate the risks identified in such risk assessment.

Agency Response: Following the incident, the Authority conducted a comprehensive review of its security procedures. All devices were examined for potential malicious software prior to being reconnected to the network. Enhanced security software was deployed, and the Authority transitioned to a new IT services consultant, who completed a security assessment and implemented updated security processes.

Person responsible for corrective action: GIS/IT Manager

Timeframe: Device inspections and security software upgrades were completed within two weeks of the incident. The Authority transitioned to new IT consultants in July 2025, and final security recommendations are scheduled to be fully implemented by December 1, 2025.

ALBUQUERQUE METROPOLITAN ARROYO FLOOD CONTROL AUTHORITY

Schedule of Findings and Responses

For the Year Ended June 30, 2025

SECTION III – SECTION 12-6-5 NMSA FINDINGS

2025-002 Personal Use of Vehicles (Other Matter)

Condition: From our procedures over personal use of vehicles, the Authority had three employees taking vehicles home every night, however, 2 of the employees were not receiving a vehicle allowance added to their taxable wages.

Criteria: According to IRS Publication 15-B and NMAC 2.2.2.10 (K)(5), if an employee is provided a vehicle to take home and the vehicle is used for both business and personal use then it is considered a fringe benefit to the employee and must be added to their taxable wages.

Effect: The Authority did not include taxable fringe benefits on two of the three employees taking vehicles home.

Cause: The Authority had a management oversight as it relates to the fringe benefit that should have been added to the employees' wages.

Auditor's Recommendations: We recommend that the Authority start adding this fringe benefit to all employees' wages so that it is taxed.

Agency Response: The Authority assigned take-home vehicles are required to respond to emergencies. A written internal procedure and annual application for take-home vehicles have been established. All employees assigned a take-home vehicle must sign an agreement acknowledging that the vehicle is a taxable fringe benefit. The City of Albuquerque Payroll Department was notified, and the appropriate taxable vehicle allowance has been incorporated into payroll processing.

Person responsible for corrective action: Director of Administration

Timeframe: The vehicle allowance was added to the taxable wages of the affected employees effective with pay period ending September 5, 2025.

ALBUQUERQUE METROPOLITIAN ARROYO FLOOD CONTROL AUTHORITY

Schedule of Findings and Responses

For the Year Ended June 30, 2025

SECTION IV. PRIOR YEAR AUDIT FINDINGS

2024-001 - Revenue Recognition - Significant Deficiency - Resolved

2024-002 - Late Audit Report - Other Noncompliance - Resolved



Calabacillas Arroyo



State of New Mexico
Albuquerque Metropolitan Arroyo Flood Control Authority

EXIT CONFERENCE

June 30, 2025

An exit conference was held on December 1, 2025 and attended by the following:

AMAFCA Board Members

Tim Eichenberg
Bruce Thomson

Assistant Secretary-Treasurer
Director

AMAFCA Administrative Staff

Kevin Troutman
Maria Zuniga
Laurel Johnson

Executive Director
Director of Finance & Procurement
Accounting Manager

Cordova CPAs, LLC Staff

Robert Gonzales

Principal

